



**Regular Meeting of the Board of Directors of the
Eastern Shore Broadband Authority**

**January 22nd, 2026
2:00 p.m. at 4174 Lankford Hwy, Exmore, VA 23350**

AGENDA

- 1. Call to Order**
- 2. Agenda Adoption**
- 3. Public Comment**
- 4. Approval of Minutes**
- 5. System Status & Build Report**
- 6. Old Business**
 - a. VATI FY22 Report**
 - b. BEAD Program Progress**
- 7. Treasurers Report**
- 8. Board Comments**
- 9. Closed Session**
 - a. Contracted Revenue (Section 2.2-3711 Paragraph 33) ⁽³⁾**
 - b. Discussion of proprietary business strategy (Section 2.2-3711 Paragraph 33) ⁽³⁾**
 - c. Discussion of internal costing of commercial products (Section 2.2-3711 Paragraph 33) ⁽³⁾**
- 10. Adjournment**

Next Board Regular Meeting: March 26th, 2026

1. Closed Session: Section 2.2-3711 of the Code of Virginia of 1950, as amended; (A) Paragraph 1. Discussion, consideration, or interviews of prospective candidates for employment; assignment, appointment, promotion, performance, demotion, salaries, disciplining, or resignation of specific public officers, appointees, or employees of any public body.

2. Closed Session: Section 2.2-3711 of the Code of Virginia of 1950, as amended; Paragraph 5: Discussion concerning a prospective business or industry or the expansion of an existing business or industry where no previous announcement has been made of the business' or industry's interest in locating or expanding its facilities in the community.

3. Closed Session: Section 2.2-3711 of the Code of Virginia of 1950, as amended; Paragraph 33: Discussion or consideration by a local authority created in accordance with the Virginia Wireless Service Authorities Act (§ 15.2-5431.1 et seq.) of confidential proprietary information and trade secrets subject to the exclusion in subdivision 19 of § 2.2-3705.6.

MINUTES

Regular Meeting of the Board of Directors of the Eastern Shore of Virginia Broadband Authority

November 20, 2025

Board members in attendance were: John Reiter, Elaine Meil, Mike Mason, Charles Kolakowski, and Matt Spuck

ESVBA management participating in the meeting who were in attendance: Robert Bridgham and Leah Hoopes (Secretary)

Members of the public attending were: Ben Wink

Mr. Reiter called the meeting to order at 2:00 pm.

AGENDA ADOPTION

Mr. Mason moved to adopt the agenda. Mr. Kolakowski seconded. Motion passed unopposed.

PUBLIC COMMENT

None

REVIEW OF MINUTES

Mr. Kolakowski moved to approve the Regular Board Meeting Minutes from September. Ms. Meil seconded. Motion passed unopposed.

SYSTEM STATUS & BUILD REPORT

1. WiFi Hotspots- There are currently 26 of the 28 hotspots in service. Ebenezer Church is still offline.
2. Residential Broadband- Mr. Bridgham reported that the Authority has 4550 active residential customers. He stated that

- there are 92 customers in service in Harborton, 29 in Bobtown, 250 in Church Neck, 64 in Sanford, 49 on Cheapside, 4 on Cobbs Station, 112 in Accomac, 15 in Townsend, 806 in Greenbackville, 99 in Atlantic, 77 in Wattsville/Horntown, 182 in Oak Hall, 112 in Hallwood, 100 in Painter/Quinby, 125 in Eastville, 204 in Nassawadox, 9 in Oyster, 402 in Exmore, 158 in Belle Haven, 49 in Cheriton, 58 in Wachapreague, 561 in Onancock, 490 in Cape Charles, 223 in Parksley, 4 in Nocks Landing, 50 in Saxis, 113 on Chincoteague, and 148 on Tangier.
3. WISP EVPL Program- Mr. Bridgham informed the BOD that there are still 59 sites are in service.
 4. Microcommunity Program- There are 42 communities that are in service.
 5. USDA grants
 - a. Bailey Neck & Mt Nebo CDF- Aerial work is complete and underground is close to being complete.
 - b. Custis Neck & Locustville- USDA notified that the project cleared the environmental review and is now in the final contract phases.
 6. Assistance Programs- Mr. Bridgham presented a report showing details for all of the assistance programs.

OLD BUSINESS

- A. VATI FY22 Report- Audit has been completed and ESVBA should be receiving the additional 10% reimbursement in December.
- B. BEAD Program Progress- Mr. Bridgham stated that as soon as contracts are signed, procurement will start. They have a start date of 6/1/26 and it has a 3-year timeline.

NEW BUSINESS

- A. Review staff complaint policy- Mr. Bridgham presented the policy to the board.
- B. Consider 2026 board meeting schedule- Mr. Bridgham presented the new board meeting schedule for 2026. *Ms. Meil motioned to move the November meeting to December and adopt the schedule. Mr. Mason seconded. Motion passed unopposed.*

TREASURER'S REPORT

Mr. Mason presented the treasurer's report

BOARD COMMENTS

Ms. Meil stated that additional Wi-Fi hotspots would benefit the public due to the recent cellular issues.

CLOSED SESSION

Motion to enter into closed session according to Section 2.2-3711 of the Code of Virginia of 1950, as amended;) Paragraph 1: Discussion, consideration, or interviews of prospective candidates for employment; assignment, appointment, promotion, performance, demotion, salaries, disciplining, or resignation of specific public officers, appointees, or employees of any public body; and evaluation of performance of departments or schools of public institutions of higher education where such evaluation will necessarily involve discussion of the performance of specific individuals. Any teacher shall be permitted to be present during a closed meeting in which there is a discussion or consideration of a disciplinary matter that involves the teacher and some student and the student involved in the matter is present, provided the teacher makes a written request to be present to the presiding officer of the appropriate board. Nothing in this subdivision, however, shall be construed to authorize a closed meeting by a local governing body or an elected school board to discuss compensation matters that affect the membership of such body or board collectively. Paragraph 5: Discussion concerning a prospective business or industry or the expansion of an existing business or industry where no previous announcement has been made of the business' or industry's interest in locating or expanding its facilities in the community. Paragraph 33: Discussion or consideration by a local authority created in accordance with the Virginia Wireless Service Authorities Act (§ [15.2-5431.1](#) et seq.) of confidential proprietary information and trade secrets subject to the exclusion in subdivision 19 of § [2.2-3705.6](#)., made by Ms. Meil, seconded by Mr. Kolakowski. The following board members were present: Mr. Reiter, Ms. Meil, Mr. Mason, Mr. Kolakowski, and Mr. Spuck and voted affirmative.

After closed session, the Chair reconvened the meeting. Motion was made by Ms. Meil, seconded by Mr. Mason that the Board had entered the closed session for that purpose as set out in Paragraph 1, 5, and 33 of Section 2.2-3711 of the

Code of Virginia of 1950, as amended. Roll call vote taken Vote was that no other business discussed than as advised in Paragraph 1 and 33. The following board members were present: Mr. Reiter, Ms. Meil, Mr. Mason, Mr. Pettit, Mr. Kolakowski, and Mr. Spuck and voted affirmative.

Mr. Mason motioned to approve staff bonuses as presented in Closed Session, which were calculated based on historical practice. Ms. Meil seconded. Motion passed unopposed.

ADJOURNMENT


Mr. Kolakowski moved to adjourn at 3:36pm.

These minutes were approved at the _____ meeting of the Board of Directors of ESVBA.

Presiding Officer

Copy teste:

Leah Hoopes, Secretary



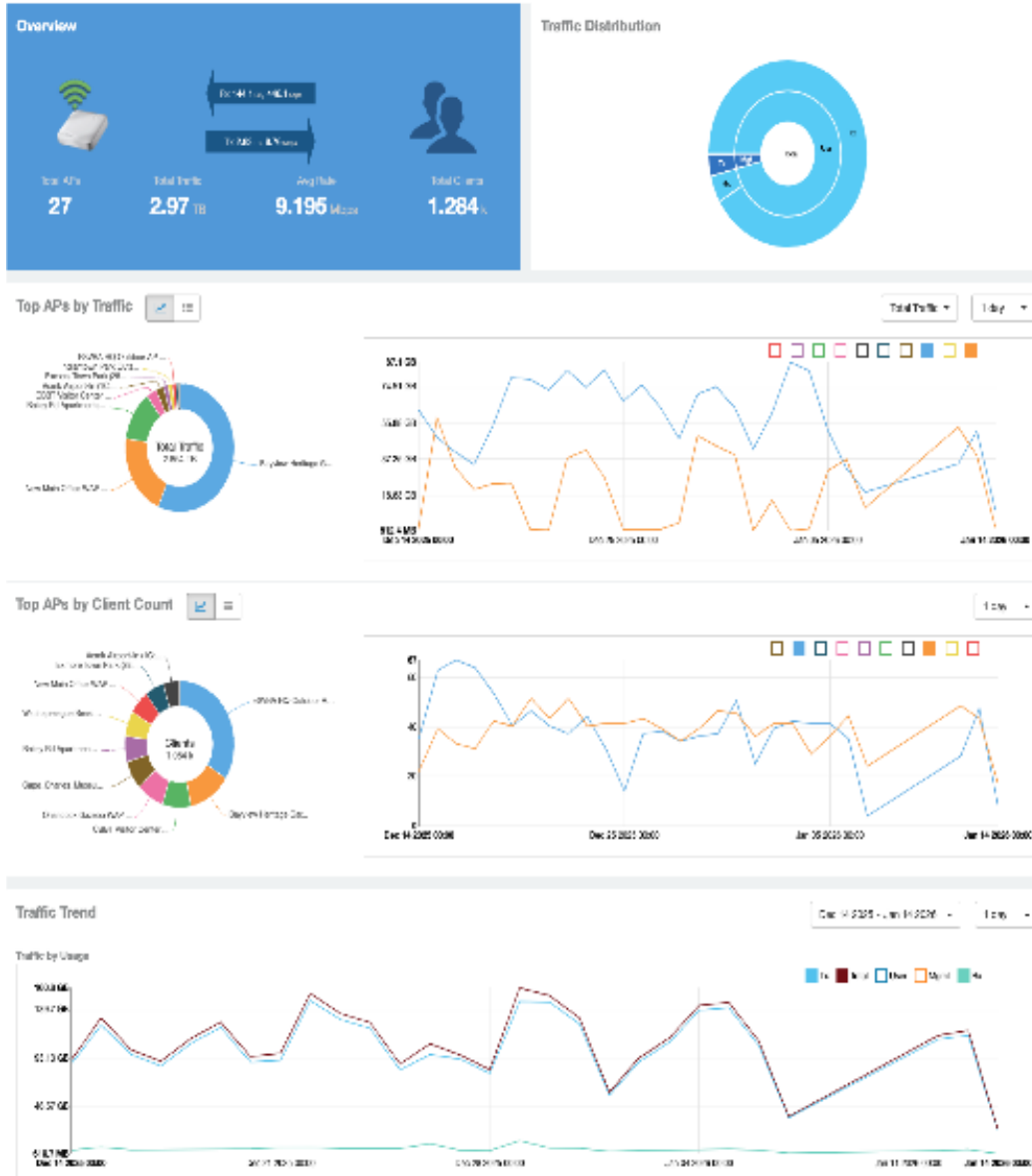
Status Report January 2026

Status Report Topics

1. WiFi Hotspots
2. Residential Broadband
3. WISP EVPL Program
4. Microcommunity Program
5. USDA Grants
 - a. Bailey Neck & Mt. Nebo CDF
 - b. Custis Neck & Locustville
6. Assistance Programs

WiFi Hotspots

ESVBA WiFi Hotspot Report: Jan 2026

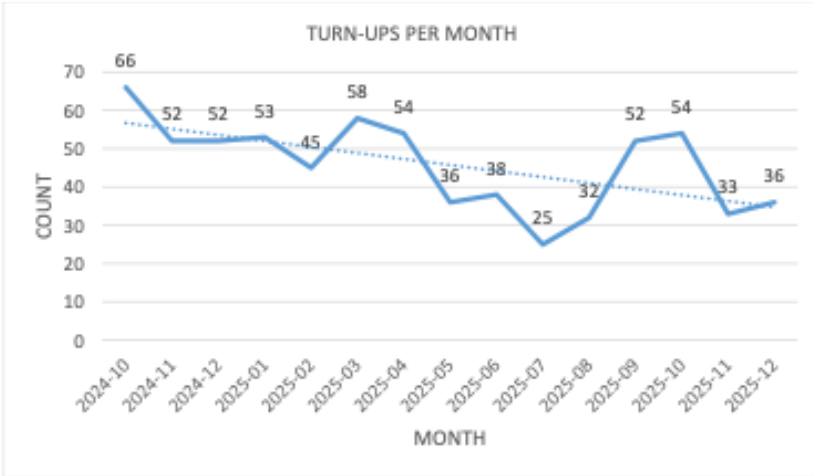
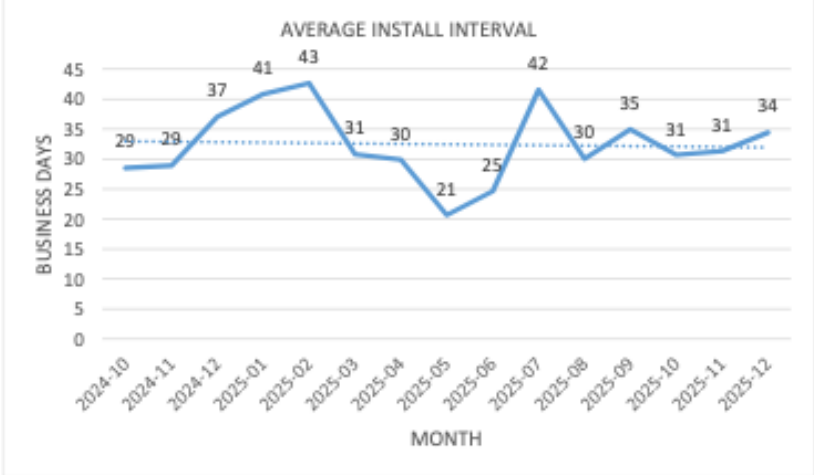


Residential Broadband

Residential Report as of 1/16/2026

Area	Date Opened	# of Servicable Homes (1/17/25)	Number of Active Circuits	% Active Customers	Number of Signed customers pending construction	% Signed awaiting install	Combined Take Rate (active + signed)	Number of customers with contracts	% Awaiting cust signature
Accomac	Dec-17	756	113	14.95%	0	0.00%	14.95%	0	0.00%
Atlantic	Mar-18	475	99	20.84%	0	0.00%	20.84%	0	0.00%
Belle Haven	Sep-18	1008	159	15.77%	0	0.00%	15.77%	0	0.00%
Bobtown/Pungoteague/Keller	Mar-17	1048	29	2.77%	0	0.00%	2.77%	0	0.00%
Cape Charles	Nov-18	1249	500	40.03%	5	0.40%	40.43%	0	0.00%
Cheapside	Dec-17	539	49	9.09%	0	0.00%	9.09%	0	0.00%
Cheriton	Oct-18	435	47	10.80%	0	0.00%	10.80%	0	0.00%
Chincoteague	Jan-19	5109	120	2.35%	2	0.04%	2.39%	0	0.00%
Church Neck	Mar-17	623	251	40.29%	3	0.48%	40.77%	0	0.00%
Cobbs Station	Dec-17	165	4	2.42%	0	0.00%	2.42%	0	0.00%
Eastville	Jun-18	994	127	12.78%	1	0.10%	12.88%	0	0.00%
Exmore	Sep-18	2298	410	17.84%	3	0.13%	17.97%	1	0.04%
Greenbackville	Jan-18	1260	815	64.68%	7	0.56%	65.24%	0	0.00%
Hallwood	May-18	1183	112	9.47%	0	0.00%	9.47%	0	0.00%
Harborton	Nov-16	284	97	34.15%	2	0.70%	34.86%	0	0.00%
Nassawadox	Aug-18	953	204	21.41%	0	0.00%	21.41%	0	0.00%
Nocks Landing	Jan-19	168	4	2.38%	0	0.00%	2.38%	0	0.00%
Oak Hall	May-18	474	188	39.66%	2	0.42%	40.08%	0	0.00%
Onancock	Nov-18	2208	573	25.95%	3	0.14%	26.09%	1	0.05%
Oyster	Aug-18	94	9	9.57%	0	0.00%	9.57%	0	0.00%
Parksley	Jan-19	1576	228	14.47%	0	0.00%	14.47%	0	0.00%
Quinby/Painter	Jun-18	880	102	11.59%	2	0.23%	11.82%	0	0.00%
Sanford	Dec-17	489	65	13.29%	2	0.41%	13.70%	0	0.00%
Saxis	May-20	249	51	20.48%	0	0.00%	20.48%	0	0.00%
Tangier	May-21	348	148	42.53%	3	0.86%	43.39%	1	0.29%
Townsend/Latimer Siding	Jan-18	369	15	4.07%	0	0.00%	4.07%	0	0.00%
Wachapreague	Oct-18	371	59	15.90%	0	0.00%	15.90%	0	0.00%
Wattsville-Horntown	Mar-18	585	75	12.82%	0	0.00%	12.82%	0	0.00%

Totals: 26,190 4,653 35 3



November 2025 Disconnect Report

There was **a total of 25 disconnects**, which broke down as follows:

- 10 Customers moved or sold property
- 1 gave no reason for the disconnect
- 5 transferred services
- 1 circuit disconnect

WISP EVPL Program

- Fifty-nine (59) sites in service and operational, no change.

Microcommunity Program

- There now 42 microcommunities in-service and operational. We reviewed and approved a new micro in Accomack and it has been sent back to the community for consideration.

USDA Bailey Neck & Mt. Nebo CDF

- There is some QA work being done but this project is nearly complete and we have already turned-up our first customer in the community.

USDA Custis Neck & Locustville CDF

- We received the notice from the USDA that the project cleared the environmental review and is now in the final contract phases. We continue to check with USDA about the status of this and it continues to sit.

Assistance Programs

ESVBA Assistance Programs Report

January-26

ESVBA Installation Assistance Program (IAP)

Active in 2021 and funded with \$189k

Number of subs enrolled:	159
Total funding from program:	\$ 48,740
Average Assistance / Sub:	\$ 306.54

Accomack Installation Assistance Program (IAP)

Active in 2021 and funded with \$50k

Number of subs enrolled:	0
Total funding from program:	\$ -
Average Assistance / Sub:	\$ -

DHCD Line Extension Cust Assistance Program (LECAP)

Program closed

Number of subs enrolled:	11
Total funding from program:	\$ 115,205
Average Assistance / Sub:	\$ 10,473

ESVBA VATI FY22 Special Assistance

Program closed


Number of subs enrolled:	272
Total funding from program:	\$ 1,101,070
Average Assistance / Sub:	\$ 4,048

FCC ACP Program *

Number of subs enrolled	103
Previous month's savings	\$ 4,899

Total # of ESVBA Subscribers Assisted:	605
Total Assistive Funding Rendered:	\$ 1,265,015

* FCC ACP Program has sunset and users are no longer going to receive the benefit



VATI Update 1/16/26

We are awaiting DHCD accepting our closeout notification. We are still filing monthly reports until we get the final acceptance of the project closeout. Upon completion of the closeout report, the ESVBA should receive 90% of the retainage equaling \$815,185. Upon the ESVBA completing its 6-month post-closeout report we will receive \$60,000 and then there is a final 12-month post-closeout report we will receive the remaining \$40,000.

BEAD Update 1/16/26

We have received our preliminary BEAD contract and it has been sent to the attorney for review and returned. We have a call with DHCD on 1/22 to discuss the edits. We have also requested and been approved for a prior authorization to procure materials and start incurring costs. We also were notified that the NTIA has released its Notice to Award to Virginia. NTIA, as of 1/16/2026, has provided access to DHCD to start submitting projects for environmental review. We are to expect that the PDC that DHCD selects to help expedite our project will reach out if/when there are any NEPA Section 106 concerns.

We have also started bi-weekly staff meetings on Wednesdays to progress project components including project management, communications, procurement, etc.

Eastern Shore of Virginia Broadband Authority

Board Balance Sheet

End of Dec 2025

Financial Row	Amount
ASSETS	
Current Assets	
Bank	
10010 - General Operating Account - BB&T (0720)	\$951,725.66
10020 - Capital Expansion Account - BB&T (0747)	\$836,121.18
10030 - Equipment Accrual - BB&T (0739)	\$894,105.41
10160 - Annual Accrual - BB&T (7622) Savings Acct	\$3,195,093.71
10165 - Expansion Proceeds BB&T Savings Acct (0070)	\$5,011.01
10180 - Merchant Services - BB&T (8016)	\$89,861.21
10200 - USDA - TowneBank (7682)	\$100.00
10990 - Petty Cash	\$150.00
Total Bank	\$5,972,168.18
Accounts Receivable	
11000 - Accounts Receivable	\$685,135.82
11010 - Reserve for Bad Debt	(\$201,163.86)
11020 - Due from Other Government (Retainage)	\$915,185.16
11030 - Performance Bond Escrow	(\$10,000.00)
Total Accounts Receivable	\$1,389,157.12
Other Current Asset	
11900 - Undeposited Funds	\$5,287.61
11920 - Customer overpayments	(\$78,689.20)
13100 - Inventory Asset	\$1,476,145.66
15000 - Plant in Service	\$33,804.93
Total Other Current Asset	\$1,436,549.00
Total Current Assets	\$8,797,874.30
Fixed Assets	
14100 - General Furniture Fixtures	\$67,912.01
14199 - Accumulated Depreciation - Furniture	(\$41,913.39)
14200 - Equipment:Computers, Printers, Equip, Software	\$132,571.77
14299 - Accumulated Depreciation - Equipment	(\$326,258.97)
15010 - Physical Plant Structure	\$37,478,557.48
15020 - Physical Plant Electronics	\$5,350,560.61
15040 - Physical Plant Towers	\$178,656.12
15050 - Physical Plant Mobile - (Mobile Carriers & Generators)	\$100,546.32
15060 - Physical Plant Huts	\$187,497.91
15070 - Physical Plant Tools & Equipment	\$47,981.73
15098 - Accumulated Depreciation - Plant In Service	(\$14,519,990.02)
15100 - Physical Plant Network & Software	\$22,281.96
15199 - Accumulated Depreciation - Software	(\$64,303.09)
15200 - Vehicles & Equipment	\$1,044,881.84
15299 - Accumulated Depreciation - Vehicles	(\$536,276.02)
16000 - Railway Easement	\$250,000.00
17000 - Land	\$10,000.00
Total Fixed Assets	\$29,382,706.26
Other Assets	
15001 - GASB 87 leased assets	\$473,948.00
15002 - Accumulated Depreciation-GASB 87 leased assets	(\$221,759.44)

Financial Row	Amount
Total Other Assets	\$252,188.56
Total ASSETS	\$38,432,769.12
Liabilities & Equity	
Current Liabilities	
Accounts Payable	
20000 - Accounts Payable	\$234,566.76
20050 - Accrued Interest Payable	\$16,790.67
Total Accounts Payable	\$251,357.43
Credit Card	
21010 - BB&T Visa 5701 LH	(\$1,028.39)
21030 - BB&T Visa 0439 RB	\$3,491.78
21040 - BB&T Visa 7215 TE	(\$2,961.38)
21060 - BB&T Visa 5625 KB	(\$429.10)
Total Credit Card	(\$927.09)
Other Current Liability	
20010 - Accrued Purchases	(\$61,009.27)
24010 - Direct Deposit Liabilities:USAC Reimbursements Deposits	\$54,532.70
25000 - ESVBA Installation Assistance Program	\$140,260.00
25100 - Accomack County Installation Assistance Program	\$50,000.00
26100 - USAC Tax Payable	\$2,714.48
26200 - Va Communications Tax	\$794.38
Total Other Current Liability	\$187,292.29
Total Current Liabilities	\$437,722.63
Long Term Liabilities	
27500 - BB&T Loan for Expansion	\$1,739,000.00
27700 - GASB 87 lease liability	\$238,879.84
28000 - Deferred Income	\$136,598.80
Total Long Term Liabilities	\$2,114,478.64
Equity	
Retained Earnings	\$34,385,180.43
Net Income	\$1,495,387.42
Total Equity	\$35,880,567.85
Total Liabilities & Equity	\$38,432,769.12

Eastern Shore of Virginia Broadband Authority
Board Income Statement
Nov 2025, Dec 2025

Financial Row	Nov 2025 Amount	Dec 2025 Amount	Total Amount
Income			
40000 - Broadband Income			
Education Income	\$23,223	\$23,223	\$46,446
Enterprise Income	\$42,949	\$47,772	\$90,721
Government Income	\$15,191	\$15,025	\$30,216
Medical Income	\$19,477	\$19,477	\$38,954
Other Income	\$1,806	\$520	\$2,326
Residential Income	\$324,084	\$325,650	\$649,733
Wholesale Income	\$144,749	\$154,176	\$298,925
Total - 40000 - Broadband Income	\$571,479	\$585,843	\$1,157,322
40900 - Installation Income			
Enterprise Income	\$500	\$0	\$500
Government Income	\$500	\$0	\$500
Installation Income	\$0	-\$150	-\$150
Residential Income	\$3,525	\$4,825	\$8,350
Wholesale Income	\$1,051	\$1,051	\$2,102
Total - 40900 - Installation Income	\$5,576	\$5,726	\$11,302
46400 - Other Income			
Other Income	-\$1,532	\$0	-\$1,532
Residential Income	-\$173	\$0	-\$173
Wholesale Income	\$150	\$150	\$300
Total - 46400 - Other Income	-\$1,555	\$150	-\$1,405
46460 - Interest Income			
Other Income	\$2,321	\$2,325	\$4,647
Total - 46460 - Interest Income	\$2,321	\$2,325	\$4,647
Total - Income	\$577,821	\$594,044	\$1,171,865
Cost Of Sales			
50100 - Cost of Goods Sold:Internet Access	\$4,441	\$18,975	\$23,416
50300 - Cost of Goods Sold:3rd Party Dark service	\$27,847	\$27,847	\$55,694
50400 - Cost of Goods Sold:Utility Locates	\$353	\$286	\$638
50500 - Cost of Goods Sold:Pole Attachments	\$100	\$0	\$100
50600 - Cost of Goods Sold:3rd Party Transport	\$13,532	\$13,601	\$27,133
51010 - Cost of Goods Sold:Collocation/Hut Expense:Utilities	\$3,724	\$3,527	\$7,251
51020 - Cost of Goods Sold:Collocation/Hut Expense:Phone, Communic.	\$165	\$165	\$330
51030 - Cost of Goods Sold:Collocation/Hut Expense:Fuel	\$0	\$77	\$77
51090 - Cost of Goods Sold:Collocation/Hut Expense:Maintenance	\$1,195	\$225	\$1,420
Total - Cost Of Sales	\$51,357	\$64,702	\$116,059
Gross Profit	\$526,465	\$529,342	\$1,055,806
Expense			
61050 - Customer Supportive Expense	\$239,000	\$0	\$239,000
61200 - Payroll Expenses:Wages & Benefits	\$151,573	\$193,934	\$345,507
62200 - Sales and Marketing:Marketing and Promotions	\$5,894	\$7,032	\$12,926
62300 - Sales and Marketing:Marketing Materials	\$748	\$2,577	\$3,325
63200 - Travel and Meetings:Mileage/Tolls Reimbursement	\$393	\$29	\$422
63400 - Travel and Meetings:Meals & Entertainment	\$376	\$1,717	\$2,093
63500 - Travel and Meetings:Other Travel	\$1,423	\$120	\$1,543
64200 - Bank Charges & Fees	\$6,794	\$6,027	\$12,821
64300 - Dues, Subscriptions, Books	\$0	\$160	\$160
64320 - Dumpster/Trash Removal	\$307	\$633	\$940
64350 - Interest Expense	\$50,372	\$0	\$50,372
64360 - Insurance - Liability, D and O	\$158	\$5,115	\$5,274
64370 - Janitorial Services	\$560	\$660	\$1,220
64400 - Office Supplies & Expense	\$1,829	\$1,463	\$3,292
64420 - Printing and Copying	\$55	\$675	\$730
64450 - Postage, Mailing & Shipping	\$531	\$949	\$1,480

64460 - Office IT Hardware/Software	\$996	\$18,283	\$19,279
64470 - Office Maintenance & Repair	\$0	\$1,550	\$1,550
64480 - Rent or Lease Payments	\$3,350	\$3,350	\$6,700
64630 - Staff Development	\$0	\$174	\$174
64700 - Taxes	\$15,927	\$0	\$15,927
64750 - Telephone & Telecommunications	\$630	\$630	\$1,260
64760 - Mobile Phones	\$740	\$280	\$1,020
64800 - Utilities	\$87	\$87	\$174
65200 - Professional Services:Legal Fees	\$0	\$1,190	\$1,190
65300 - Professional Services: Business Development	\$975	\$0	\$975
67300 - Vehicle Fuel	\$2,546	\$2,064	\$4,610
67400 - Vehicle & Equip Maintenance & Repair Expenses	\$4,952	\$2,064	\$7,016
68100 - Physical Plant Maintenance/Agreements/Warranties/Software	\$20,651	\$1,168	\$21,819
68300 - Physical Plant Repairs	\$10,162	\$2,074	\$12,236
68330 - Physical Plant/Inventory Disposed Items	\$0	\$2,265	\$2,265
68500 - Physical Plant Shipping Freight & Delivery	\$181	\$20	\$201
Total - Expense	\$521,212	\$256,290	\$777,502
Net Income	\$5,253	\$273,052	\$278,305

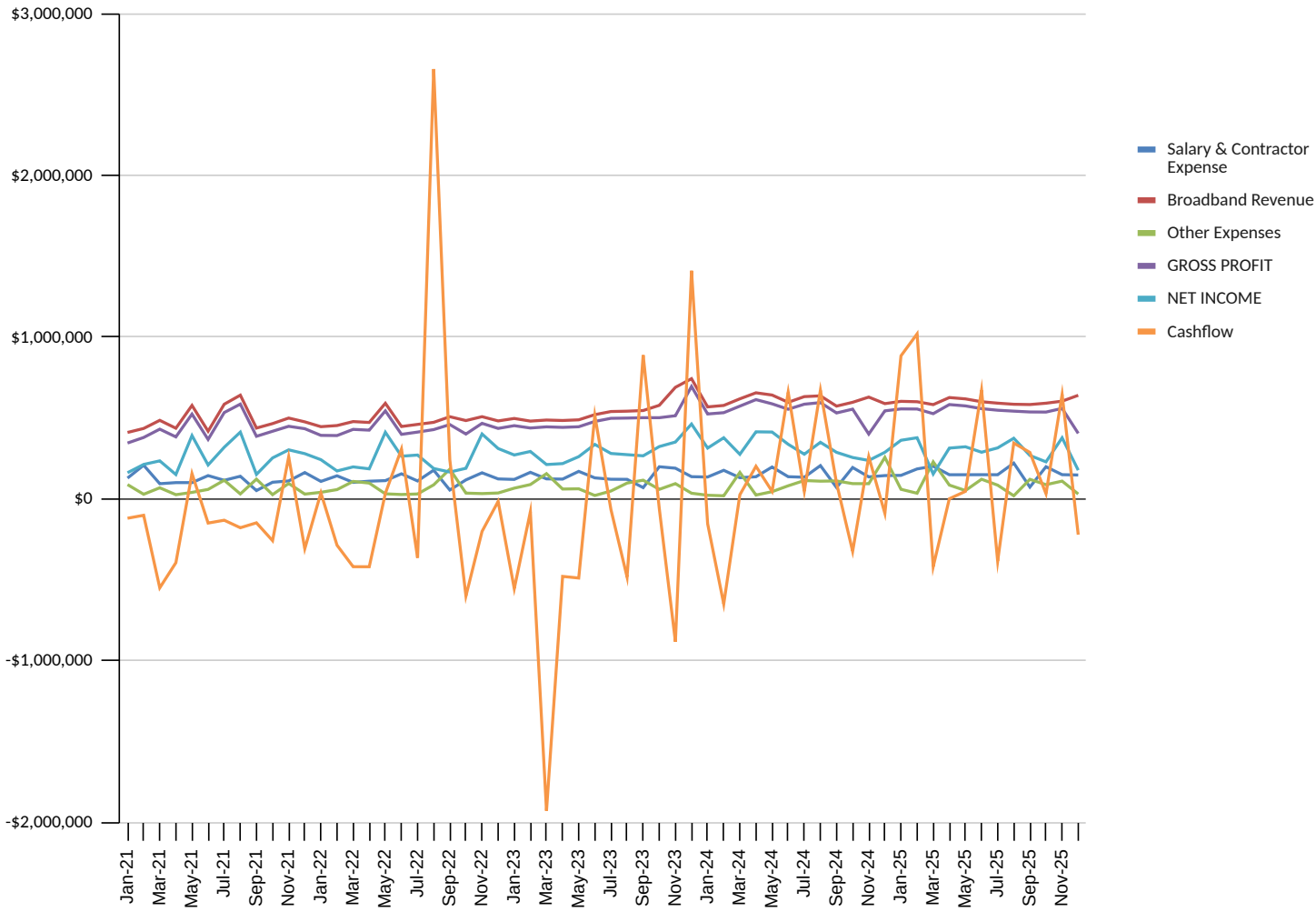
Eastern Shore of Virginia Broadband Authority

Board Cash Flow Statement

Nov 2025, Dec 2025

Financial Row	Nov 2025	Dec 2025
	Amount	Amount
Operating Activities		
Net Income	\$5,253.00	\$273,051.65
Adjustments to Net Income		
Accounts Receivable	(\$9,928.56)	(\$48,836.41)
Inventory Asset	(\$23,837.85)	\$8,005.41
Accounts Payable	\$194,974.59	(\$1,264.35)
Sales Tax Payable	\$24,045.36	\$8,118.20
Other Current Liabilities	\$238,379.09	(\$3,586.75)
Total Adjustments to Net Income	\$423,632.63	(\$37,563.90)
Total Operating Activities	\$428,885.63	\$235,487.75
Investing Activities		
Fixed Asset	(\$89,690.66)	(\$47,699.15)
Total Investing Activities	(\$89,690.66)	(\$47,699.15)
Financing Activities		
Long Term Liabilities	(\$531,050.76)	(\$1,050.76)
Total Financing Activities	(\$531,050.76)	(\$1,050.76)
Net Change in Cash for Period	(\$191,855.79)	\$186,737.84
Cash at Beginning of Period	\$5,982,573.74	\$5,790,717.95
Cash at End of Period	\$5,790,717.95	\$5,977,455.79

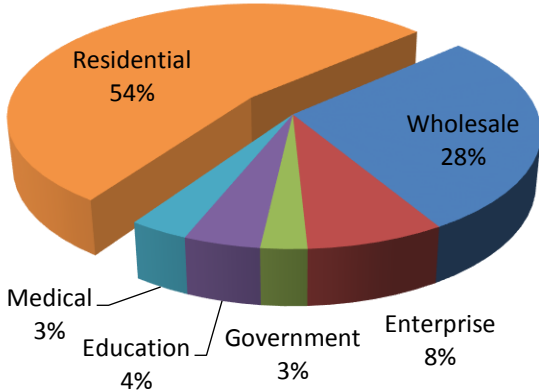
Jan '21 to Dec '25 Financials



ESVBA Dashboard - January 2026

Financial Data

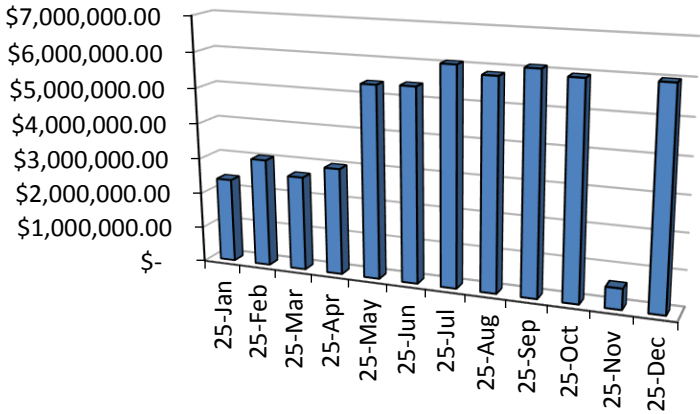
Revenue by Sector as of December 2025



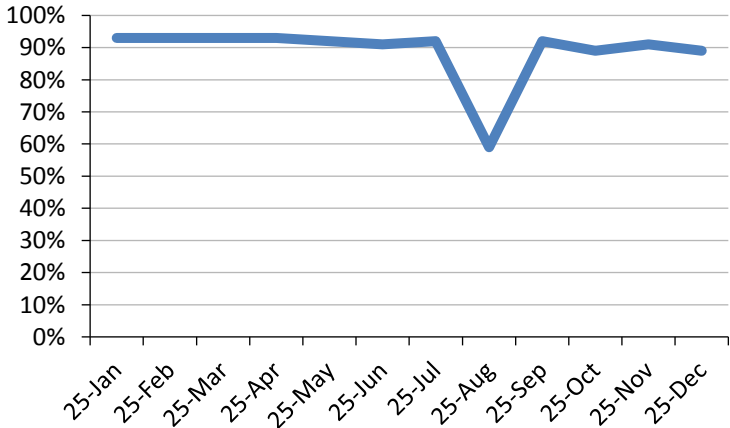
Quick Ratio



Cash & Cash Equivalents

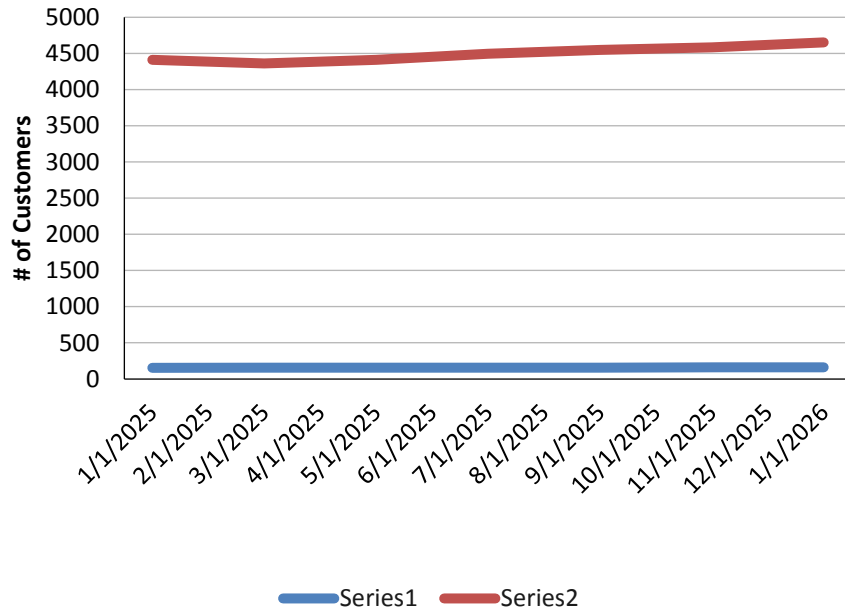


GROSS PROFIT MARGIN



Customer Base

Customer Mix



Commercial vs. Residential Revenues

