

**Regular Meeting of the Board of Directors of the
Eastern Shore Broadband Authority
July 25th, 2024
2:00 p.m. at 4174 Lankford Hwy, Exmore, VA 23350**

AGENDA

- 1. Call to Order**
- 2. Agenda Adoption**
- 3. Public Comment**
- 4. Approval of Minutes**
- 5. System Status & Build Report**
- 6. Old Business**
 - a. VATI FY22 Report**
 - b. Cyber Assessment status**
 - c. BEAD status**
- 7. Treasurers Report**
- 8. Board Comments**
- 9. Closed Session**
 - a. Contracted Revenue** (Section 2.2-3711 Paragraph 33) ⁽¹⁾
 - b. Personnel Discussion** (Section 2.2-3711 Paragraph 1) ⁽¹⁾
 - c. Personnel Discussion** (Section 2.2-3711 Paragraph 1) ⁽¹⁾
 - d. Personnel Discussion** (Section 2.2-3711 Paragraph 1) ⁽¹⁾
- 10. Adjournment**

Next Board Regular Meeting: September 26th, 2024

1. Closed Session: Section 2.2-3711 of the Code of Virginia of 1950, as amended; Paragraph 33: Discussion or consideration by a local authority created in accordance with the Virginia Wireless Service Authorities Act (§ 15.2-5431.1 et seq.) of confidential proprietary records and trade secrets excluded from this chapter pursuant to subdivision 19 of § 2.2-3705.6.

2. Closed Session: Section 2.2-3711 of the Code of Virginia of 1950, as amended; (A) Paragraph 1. Discussion, consideration, or interviews of prospective candidates for employment; assignment, appointment, promotion, performance, demotion, salaries, disciplining, or resignation of specific public officers, appointees, or employees of any public body.

MINUTES

Annual Meeting of the Board of Directors of the Eastern Shore of Virginia Broadband Authority

May 23, 2024

Board members in attendance were: Elaine Meil, John Reiter, and Charles Kolakowski

ESVBA management participating in the meeting who were in attendance: Robert Bridgham and Leah Hoopes (Secretary)

Mr. Reiter called the meeting to order at 2:00 pm.

AGENDA ADOPTION

*Ms. Meil moved to adopt the agenda. Mr. Kolakowski seconded.
Motion passed unopposed.*

PUBLIC COMMENT

None

MOTION

Mr. Kolakowski motioned to nominate John Reiter to continue to serve as the Chairman of the ESVBA board, Mike Mason to continue as Treasurer, Elaine Meil to continue as Vice Chair, and Leah Hoopes to continue as Secretary. Ms. Meil seconded. Motion passed unopposed.

ADJOURNMENT

Ms. Meil Mason moved to adjourn at 2:02pm

These minutes were approved at the _____ meeting of the Board of Directors of ESVBA.

Presiding Officer

Copy teste:

Leah Hoopes, Secretary

MINUTES

Regular Meeting of the Board of Directors of the Eastern Shore of Virginia Broadband Authority

May 23, 2024

Board members in attendance were: Elaine Meil, John Reiter, Charles Kolakowski,

ESVBA management participating in the meeting who were in attendance: Robert Bridgham and Leah Hoopes (Secretary)

Members of the public attending were: None

Mr. Reiter called the meeting to order at 2:02 pm.

AGENDA ADOPTION

Ms. Meil moved to adopt the agenda. Mr. Kolakowski seconded. Motion passed unopposed.

PUBLIC COMMENT

None

REVIEW OF MINUTES

Ms. Meil moved to approve the Regular Board Meeting Minutes from March. Mr. Kolakowski seconded. Motion passed unopposed.

SYSTEM STATUS & BUILD REPORT

1. WiFi Hotspots- There are currently 27 of the 28 hotspots in service. Ebenezer Church is still offline.
2. Residential Broadband- Mr. Bridgham reported that the Authority has 3987 active residential customers. He stated that there are 84 customers in service in Harborton, 33 in Bobtown,

- 218 in Church Neck, 68 in Sanford, 48 on Cheapside, 4 on Cobbs Station, 107 in Accomac, 12 in Townsend, 668 in Greenbackville, 84 in Atlantic, 82 in Wattsville/Horntown, 154 in Oak Hall, 118 in Hallwood, 88 in Painter/Quinby, 116 in Eastville, 163 in Nassawadox, 9 in Oyster, 363 in Exmore, 126 in Belle Haven, 41 in Cheriton, 49 in Wachapreague, 502 in Onancock, 416 in Cape Charles, 200 in Parksley, 4 in Nocks Landing, 49 in Saxis, 42 on Chincoteague, and 139 on Tangier.
3. WISP EVPL Program- Mr. Bridgham informed the BOD that there are still 59 sites are in service.
 4. Microcommunity Program- There are 42 communities that are in service.
 5. USDA Grants-
 - a. Bailey Neck & Mt Nebo CDF- As of 5/16, the ESVBA is clear of their part 106 review and expect to move to the final review and contract phase.
 - b. Custis Neck & Locustville- The ESVBA was awarded \$286K to help provide service to Custis Neck and Locustville. As of 5/13, the ESVBA had provided point of contact info to the Congresswoman's office to supply to USDA.
 6. Assistance Programs- Mr. Bridgham presented a report showing details for all of the assistance programs.
 7. Marketing Activity- Mr. Bridgham stated that the ESVBA has increased marketing efforts over the last several months, including multiple billboards.

Trevon Matthew presented a demonstration on the new Adtran ALM system.

OLD BUSINESS

- a. VATI FY22 Report – Mr. Bridgham provided a report for the board on the VATI update. He stated that all but 5 areas are fully complete.
- b. Cyber Assessment Status– Mr. Bridgham gave a report on the Cyber Assessment this far. The company has done internal and external testing and have not found any major issues. They are

- expecting a draft report in July and a final report soon after.
- c. BEAD Status- Mr. Bridgham gave an update on the status for BEAD and reviewed the requirements.

NEW BUSINESS

- a. Review FY25 Budget- Mr. Bridgham gave an overview of the FY25 budget and all revisions from last year.

Ms. Meil moved to authorize a step increase and a 3% CPI increase for staff. Mr. Kolakowski seconded. Motion passed unopposed.

Ms. Meil moved to adopt the FY25 Budget. Mr. Kolakowski seconded. After discussion, the motion remains. Motion passed.

TREASURER’S REPORT

None

BOARD COMMENTS

None

Ms. Meil motioned to amend the agenda to remove the Closed Session. Mr. Kolakowski seconded. Motion passed unopposed.

ADJOURNMENT


The meeting was adjourned at 4:00pm.

These minutes were approved at the _____ meeting of the Board of Directors of ESVBA.

Presiding Officer

Copy teste:

Leah Hoopes, Secretary



Status Report July 2024

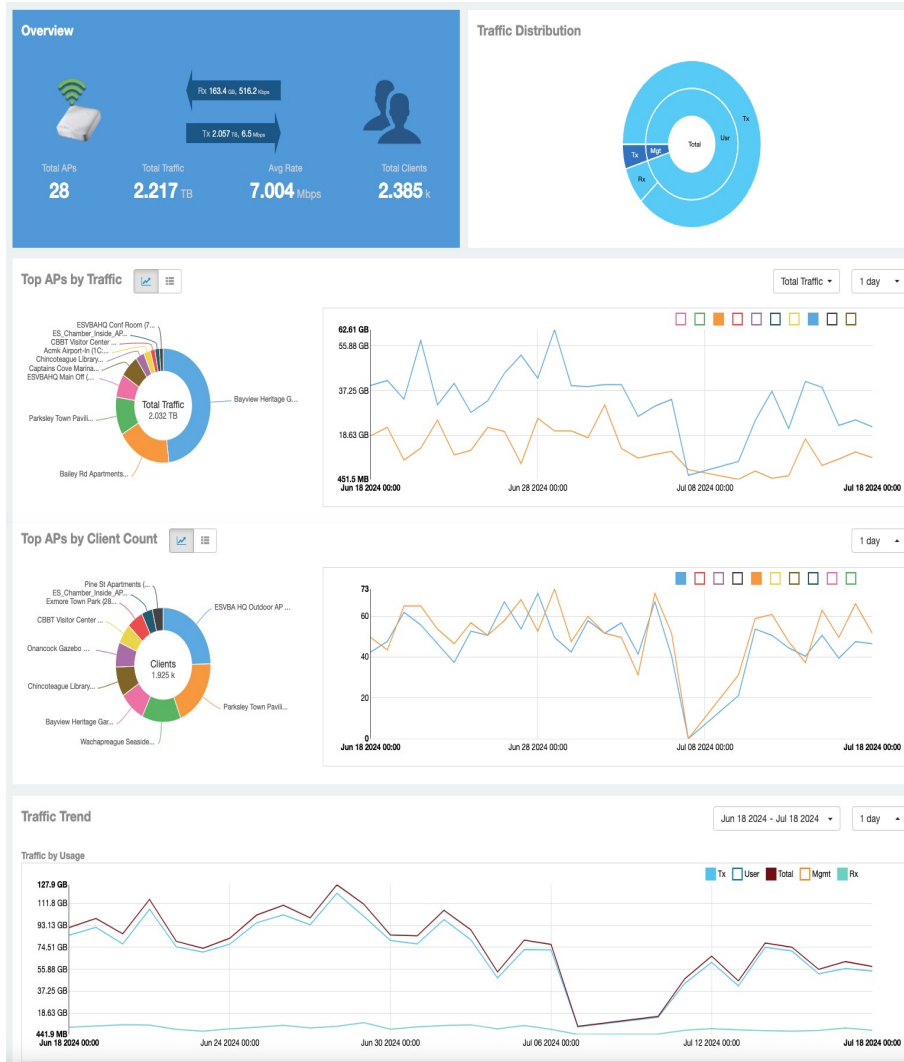
Status Report Topics

1. WiFi Hotspots
2. Residential Broadband
3. WISP EVPL Program
4. Microcommunity Program
5. USDA Grants
 - a. Bailey Neck & Mt. Nebo CDF
 - b. Custis Neck & Locustville
6. Assistance Programs
7. Marketing Activity

WiFi Hotspots

- 27 of 28 WiFi Hotspots online. Ebenezer Church is still offline.

ESVBA Wireless Hotspot Report: July 2024

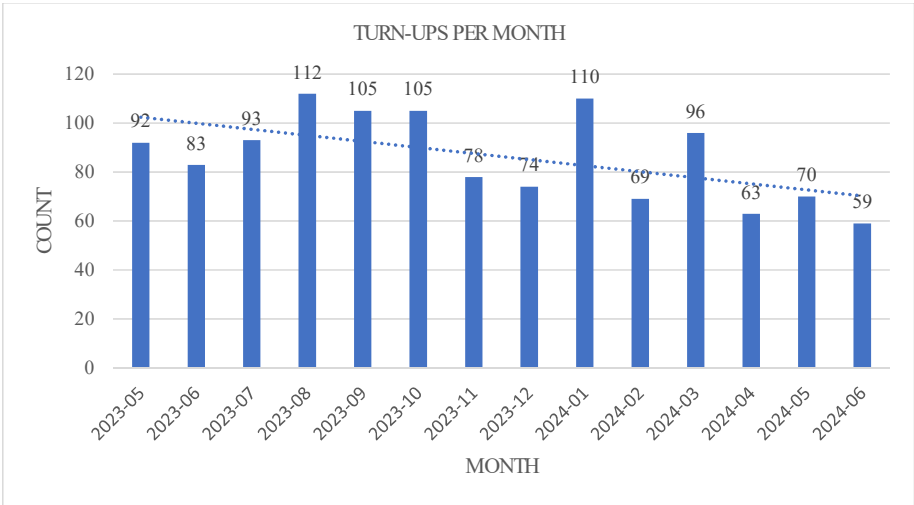
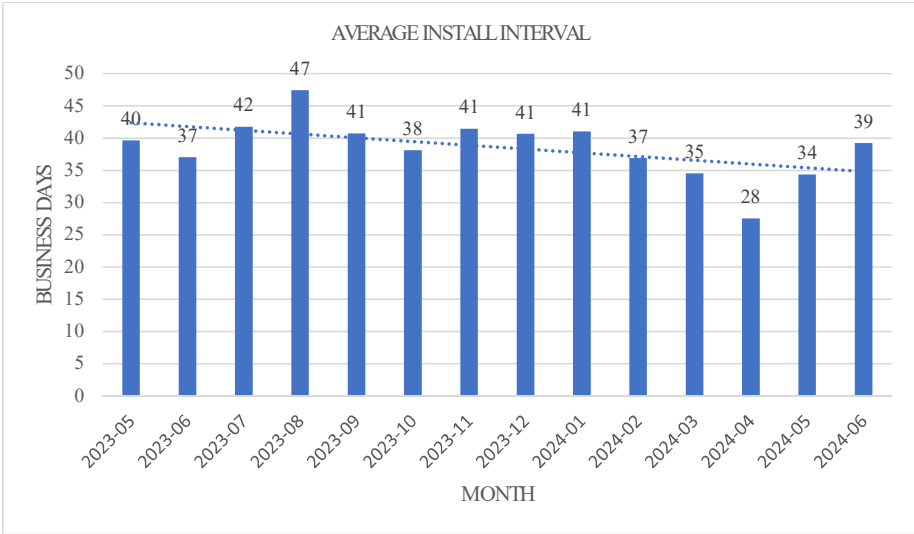


Residential Broadband

Residential Report as of 7/22/2024

Area	Date Opened	# of Servicable Homes (5/15/23)	Number of Active Circuits	% Active Customers	Number of Signed customers pending construction	% Signed awaiting install	Combined Take Rate (active + signed)	Number of customers with contracts	% Awaiting cust signature
Harborton	Nov-16	284	84	29.58%	1	0.35%	29.93%	0	0.00%
Bobtown/Pungoteague/Keller	Mar-17	1048	33	3.15%	2	0.19%	3.34%	0	0.00%
Church Neck	Mar-17	352	225	63.92%	4	1.14%	65.06%	0	0.00%
Accomac	Dec-17	736	108	14.67%	0	0.00%	14.67%	0	0.00%
Cheapside	Dec-17	467	48	10.28%	0	0.00%	10.28%	0	0.00%
Cobbs Station	Dec-17	150	4	2.67%	0	0.00%	2.67%	0	0.00%
Sanford	Dec-17	481	71	14.76%	1	0.21%	14.97%	0	0.00%
Greenbackville	Jan-18	891	706	79.24%	28	3.14%	82.38%	3	0.34%
Townsend/Latimer Siding	Jan-18	337	12	3.56%	0	0.00%	3.56%	0	0.00%
Atlantic	Mar-18	475	85	17.89%	7	1.47%	19.37%	1	0.21%
Wattsville-Horntown	Mar-18	523	82	15.68%	1	0.19%	15.87%	1	0.19%
Hollywood	May-18	1183	120	10.14%	2	0.17%	10.31%	0	0.00%
Oak Hall	May-18	454	157	34.58%	2	0.44%	35.02%	0	0.00%
Eastville	Jun-18	618	118	19.09%	1	0.16%	19.26%	1	0.16%
Quinby/Painter	Jun-18	528	91	17.23%	13	2.46%	19.70%	1	0.19%
Nassawadox	Aug-18	710	174	24.51%	10	1.41%	25.92%	0	0.00%
Oyster	Aug-18	84	9	10.71%	0	0.00%	10.71%	0	0.00%
Belle Haven	Sep-18	775	132	17.03%	5	0.65%	17.68%	1	0.13%
Exmore	Sep-18	1816	375	20.65%	11	0.61%	21.26%	1	0.06%
Cheriton	Oct-18	435	40	9.20%	0	0.00%	9.20%	0	0.00%
Wachapreague	Oct-18	305	51	16.72%	2	0.66%	17.38%	0	0.00%
Cape Charles	Nov-18	1232	424	34.42%	23	1.87%	36.28%	0	0.00%
Onancock	Nov-18	2174	509	23.41%	12	0.55%	23.97%	1	0.05%
Chincoteague	Jan-19	5109	52	1.02%	7	0.14%	1.15%	1	0.02%
Nocks Landing	Jan-19	168	4	2.38%	0	0.00%	2.38%	0	0.00%
Parksley	Jan-19	1576	210	13.32%	6	0.38%	13.71%	1	0.06%
Saxis	May-20	249	51	20.48%	0	0.00%	20.48%	0	0.00%
Tangier	May-21	338	136	40.24%	5	1.48%	41.72%	0	0.00%

Totals: 23,498 4,111 143 12



WISP EVPL Program

- Fifty-nine (59) sites in service and operational, no change.

Microcommunity Program

- There now 42 microcommunities in-service and operational, no change.

USDA Bailey Neck & Mt. Nebo CDF

- We have spoken to USDA and were told we should expect our funding letter in the next two weeks to start building. We were also given the contract forms to start preparing to initiate work.

USDA Custis Neck & Locustville CDF

- The ESVBA received notice that we with the help of Congresswoman Kiggans, the ESVBA was awarded \$286,000 in Congressionally Directed Funding to help provide service for those in the Custis Neck & Locustville communities. There is no change at this point.

Assistance Programs

ESVBA Assistance Programs Report

July-24

ESVBA Installation Assistance Program (IAP)

Active in 2021 and funded with \$189k

Number of subs enrolled:	125
Total funding from program:	\$ 34,465
Average Assistance / Sub:	\$ 275.72

Accomack Installation Assistance Program (IAP)

Active in 2021 and funded with \$50k

Number of subs enrolled:	0
Total funding from program:	\$ -
Average Assistance / Sub:	\$ -

DHCD Line Extension Cust Assistance Program (LECAP)

Active as of: June 2022

Number of subs enrolled:	8
Total funding from program:	\$ 63,355
Average Assistance / Sub:	\$ 7,919

ESVBA VATI FY22 Special Assistance

Active as of: June 2022 and funded with \$2.44M

Number of subs enrolled:	217
Total funding from program:	\$ 899,370
Average Assistance / Sub:	\$ 4,145

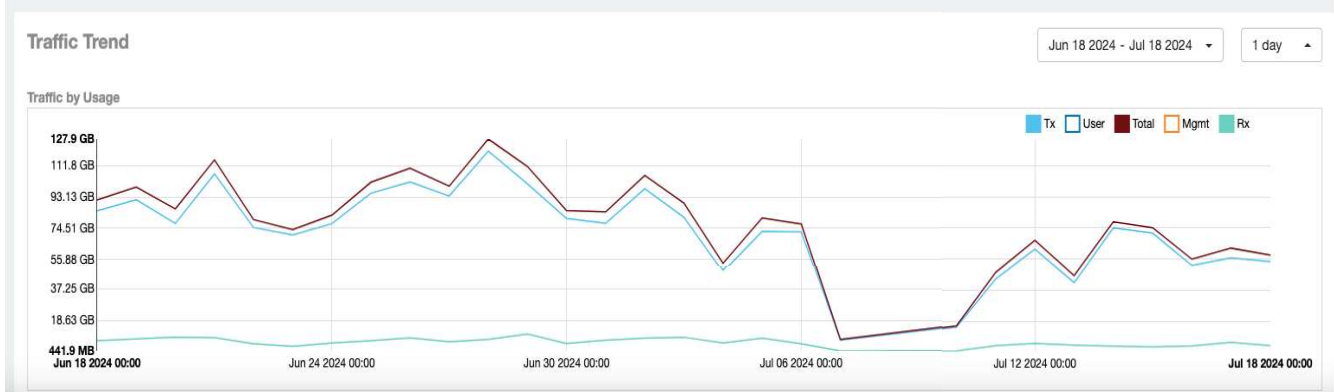
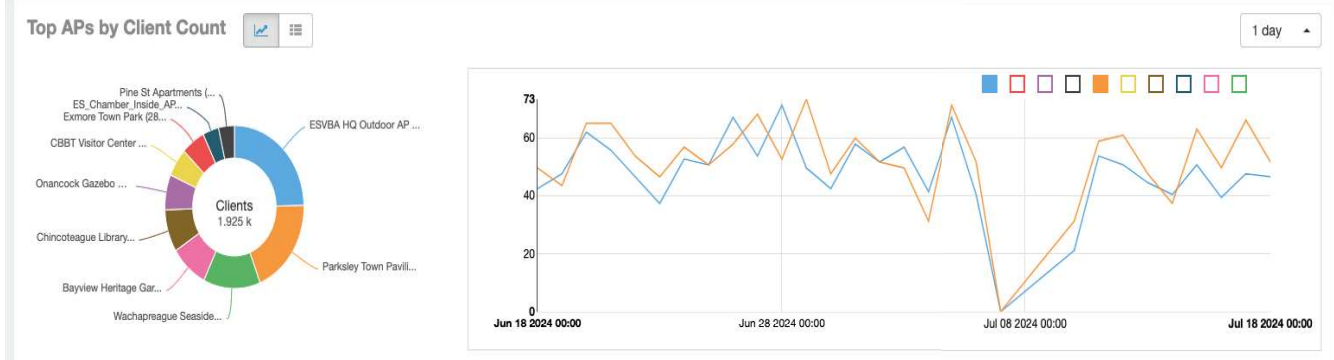
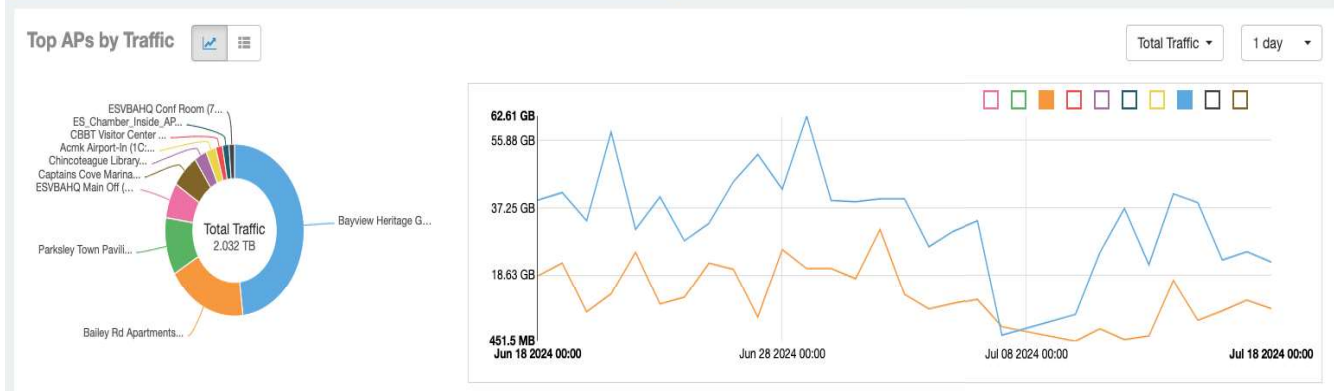
FCC ACP Program *

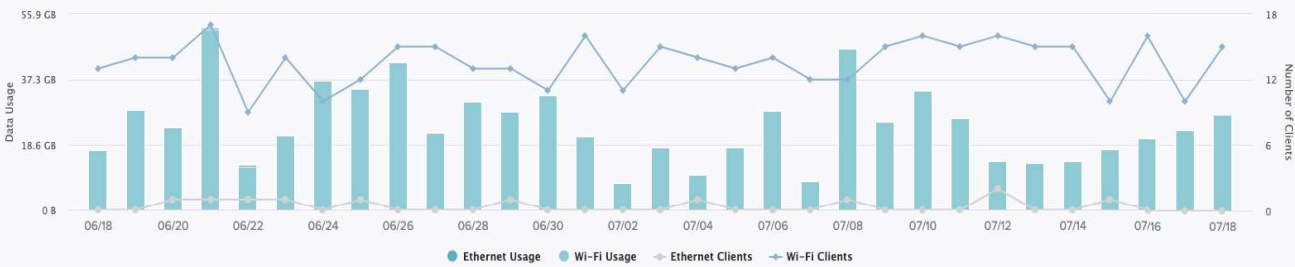
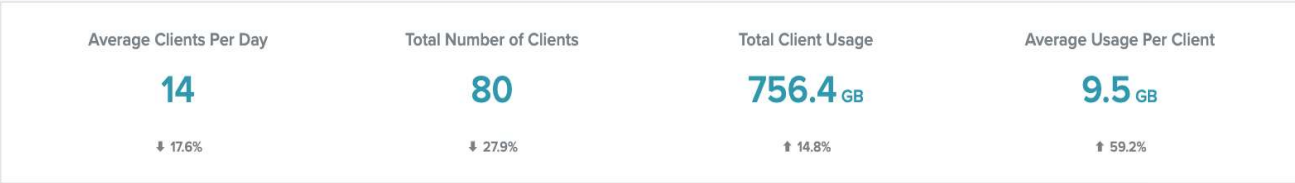
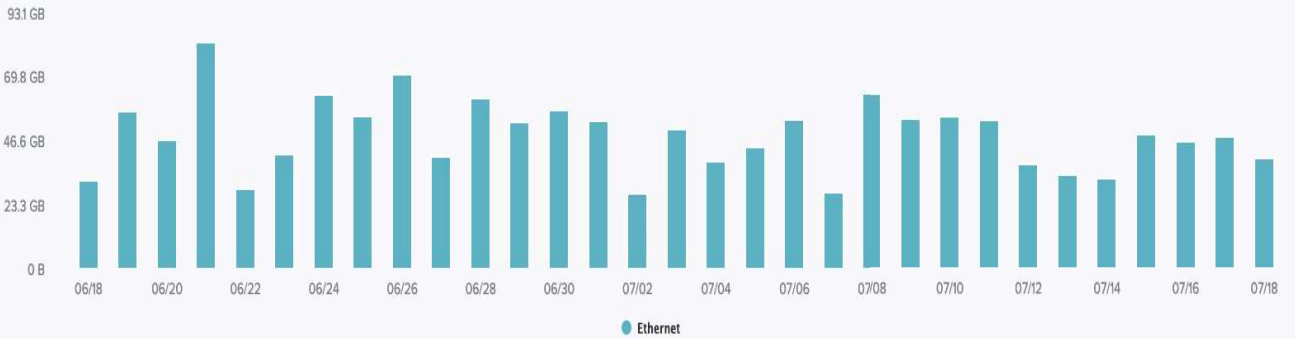
Number of subs enrolled:	163
Previous month's savings:	\$ 4,890

Total # of ESVBA Subscribers Assisted:	513
Total Assistive Funding Rendered:	\$ 997,190

* FCC ACP Program has sunset and users are no longer going to receive the benefit

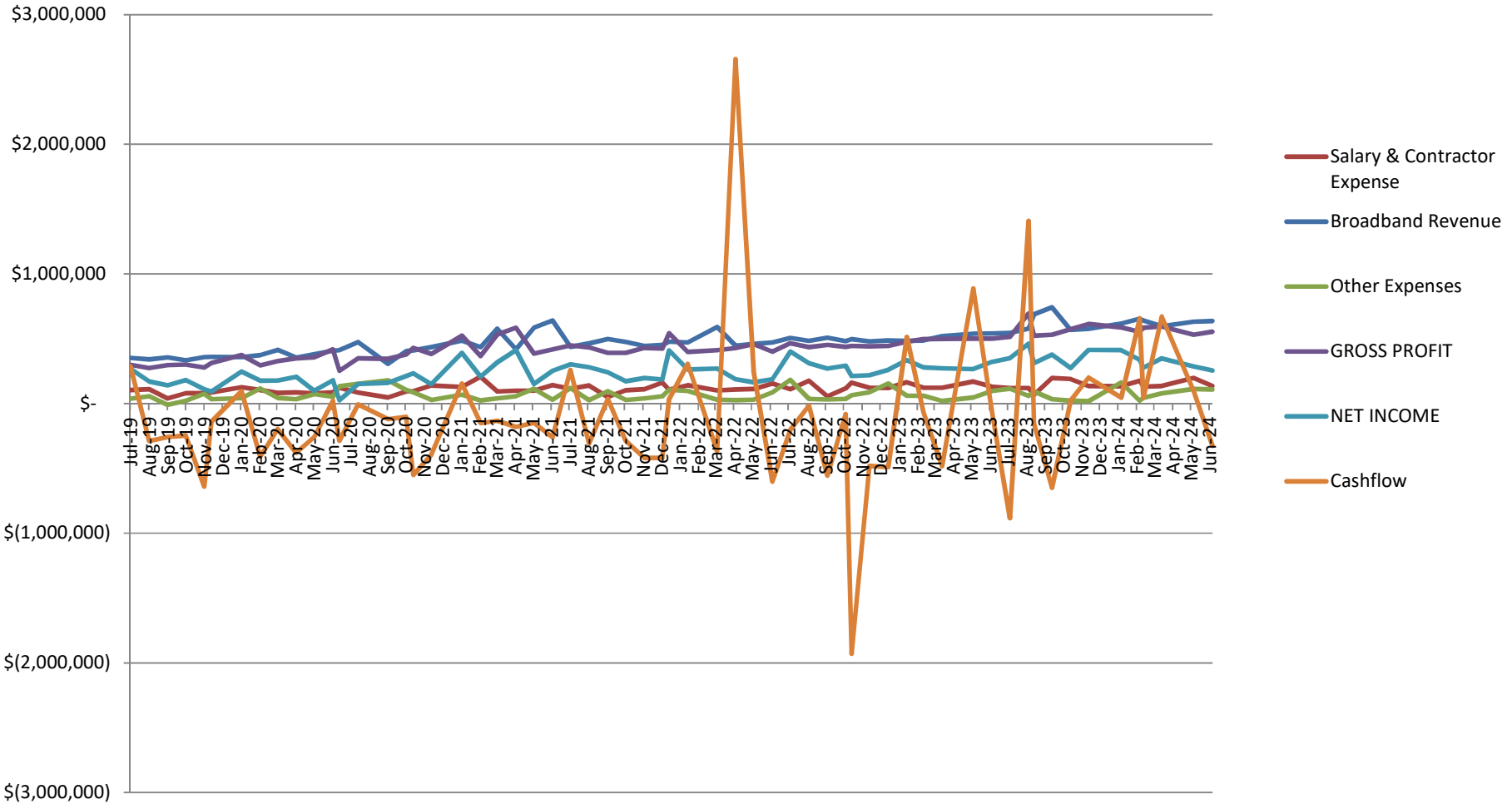
ESVBA Wireless Hotspot Report: July 2024





Router	Ethernet	Wi-Fi as WAN	5G SA	5G NSA	LTE	3G	2G	1G
ESVBA McComas	744.8 GB	-	-	-	-	-	-	-
ESVBA Petit Trailer Park Mappsville	626.7 GB	-	-	-	-	-	-	-
ESVBA Dreamland 2	108.8 GB	-	-	-	-	-	-	-
ESVBA Seaside Trailer Park	12.8 GB	-	-	-	-	-	-	-
ESVBA AS West Rd	12.6 GB	-	-	-	-	-	-	-

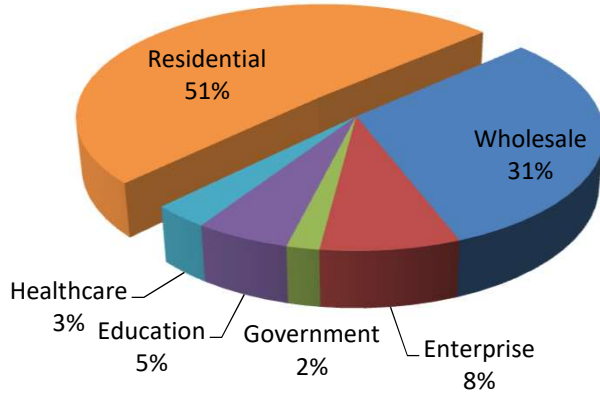
Jul '19 to Jun '24 Financials



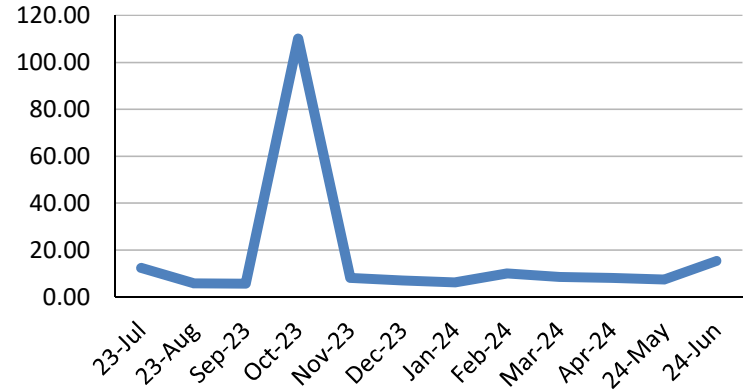
ESVBA Dashboard - July 2024

Financial Data

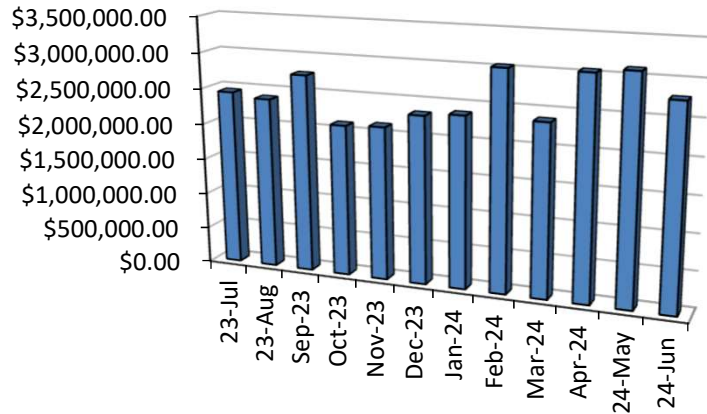
Revenue by Sector as of June 2024



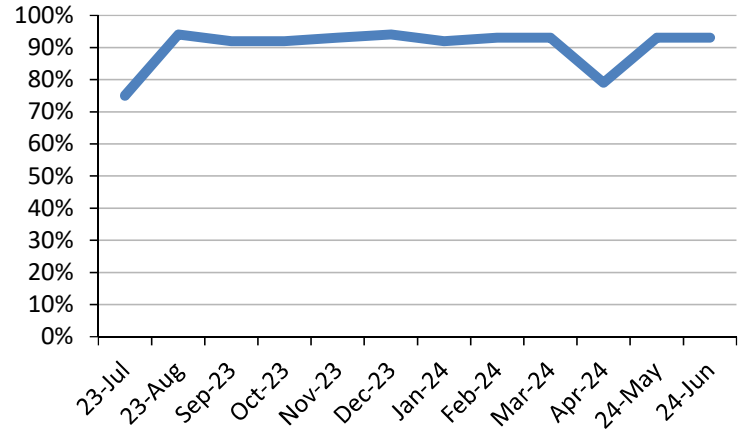
Quick Ratio



Cash & Cash Equivalents

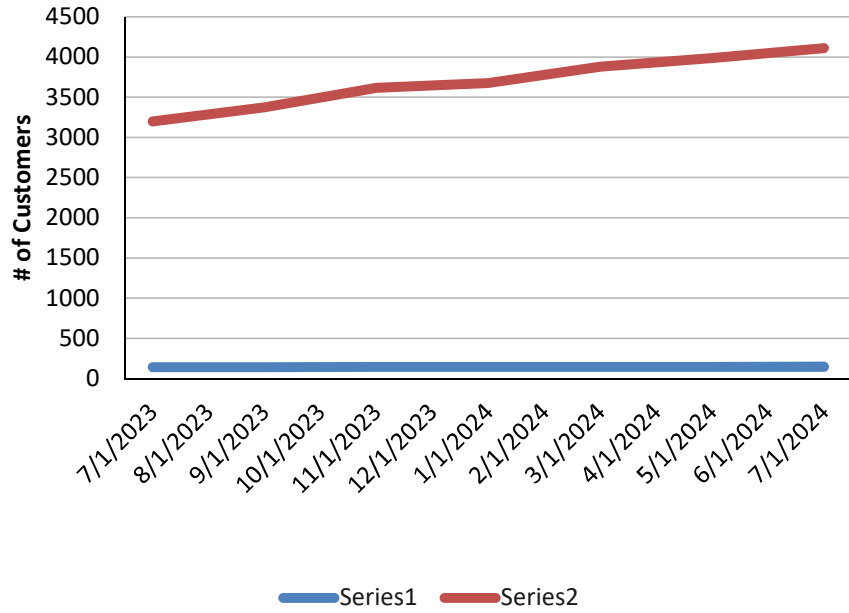


GROSS PROFIT MARGIN

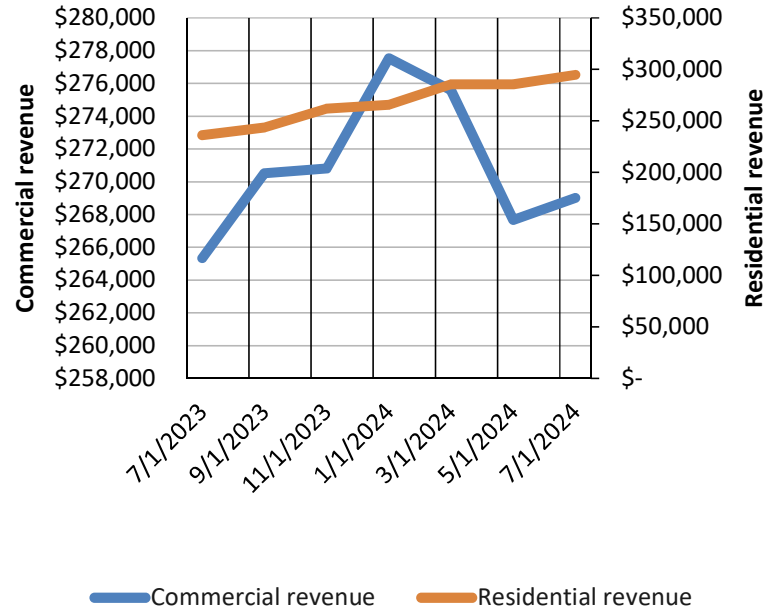


Customer Base

Customer Mix



Commercial vs. Residential Revenues



**Eastern Shore of Virginia Broadband Authority
Board Balance Sheet
End of Jun 2024**

Financial Row	Amount
ASSETS	
Current Assets	
Bank	
10010 - General Operating Account - BB&T (0720)	\$975,811.17
10020 - Capital Expansion Account - BB&T (0747)	\$734,358.20
10030 - Equipment Accrual - BB&T (0739)	\$590,416.32
10160 - Annual Accrual - BB&T (7622) Savings Acct	\$378,764.96
10165 - Expansion Proceeds BB&T Savings Acct (0070)	\$2,625.98
10180 - Merchant Services - BB&T (8016)	\$92,070.07
10990 - Petty Cash	\$150.00
Total Bank	\$2,774,196.70
Accounts Receivable	
11000 - Accounts Receivable	\$1,484,900.96
11010 - Reserve for Bad Debt	(\$81,035.34)
Total Accounts Receivable	\$1,403,865.62
Other Current Asset	
11800 - Prepaid Items	\$62,400.00
11900 - Undeposited Funds	\$3,812.28
11920 - Customer overpayments	(\$117,140.43)
13100 - Inventory Asset	\$1,575,576.84
15000 - Plant in Service	\$33,304.93
Total Other Current Asset	\$1,557,953.62
Total Current Assets	\$5,736,015.94
Fixed Assets	
14100 - General Furniture Fixtures	\$82,889.15
14199 - Accumulated Depreciation - Furniture	(\$30,830.25)
14200 - Equipment:Computers, Printers, Equip, Software	\$152,109.28
14299 - Accumulated Depreciation - Equipment	(\$216,417.44)
15010 - Physical Plant Structure	\$35,202,036.33
15020 - Physical Plant Electronics	\$4,875,486.37
15040 - Physical Plant Towers	\$178,656.12
15050 - Physical Plant Mobile - (Mobile Carriers & Generators)	\$100,546.32
15060 - Physical Plant Huts	\$187,497.91
15070 - Physical Plant Tools & Equipment	\$47,981.73
15098 - Accumulated Depreciation - Plant In Service	(\$10,564,868.51)
15100 - Physical Plant Network & Software	\$22,281.96
15199 - Accumulated Depreciation - Software	(\$64,303.09)
15200 - Vehicles & Equipment	\$1,044,801.30
15299 - Accumulated Depreciation - Vehicles	(\$410,308.52)
16000 - Railway Easement	\$250,000.00
17000 - Land	\$10,000.00
Total Fixed Assets	\$30,867,558.66
Other Assets	
15001 - GASB 87 leased assets	\$473,948.00
15002 - Accumulated Depreciation-GASB 87 leased assets	(\$55,439.86)
Total Other Assets	\$418,508.14
Total ASSETS	\$37,022,082.74
Liabilities & Equity	
Current Liabilities	
Accounts Payable	
20000 - Accounts Payable	\$268,935.10
20050 - Accrued Interest Payable	\$270.00
Total Accounts Payable	\$269,205.10
Credit Card	

21010 - BB&T Visa 5701 LH	\$2,776.89
21030 - BB&T Visa 5340 RB	\$2,623.24
21040 - BB&T Visa 7215 TE	\$29.39
21060 - BB&T Visa 5625 KB	\$1,560.87
Total Credit Card	\$6,990.39
Other Current Liability	
20010 - Accrued Purchases	(\$67,250.41)
24010 - Direct Deposit Liabilities:USAC Reimbursements Deposits	\$39,226.37
24050 - USAC Prepaid	(\$39,072.30)
25000 - ESVBA Installation Assistance Program	(\$35,190.00)
26100 - USAC Tax Payable	\$69,690.63
26200 - Va Communications Tax	(\$15,196.50)
Total Other Current Liability	(\$47,792.21)
Total Current Liabilities	\$228,403.28
Long Term Liabilities	
27500 - BB&T Loan for Expansion	\$2,776,000.00
27700 - GASB 87 lease liability	\$419,378.29
28000 - Deferred Income	\$264,805.00
Total Long Term Liabilities	\$3,460,183.29
Equity	
Retained Earnings	\$26,181,921.78
Net Income	\$7,151,574.39
Total Equity	\$33,333,496.17
Total Liabilities & Equity	\$37,022,082.74


Eastern Shore of Virginia Broadband Authority
Board Income Statement
May 2024, Jun 2024

Financial Row	May 2024 Amount	Jun 2024 Amount	Total Amount
Income			
40000 - Broadband Income			
Education Income	\$29,671	\$29,671	\$59,342
Enterprise Income	\$43,847	\$43,498	\$87,344
Government Income	\$10,594	\$10,211	\$20,805
Medical Income	\$17,783	\$17,783	\$35,566
Other Income	\$1,391	\$2,732	\$4,122
Residential Income	\$276,922	\$279,792	\$556,713
Wholesale Income	\$169,526	\$169,526	\$339,052
Total - 40000 - Broadband Income	\$549,733	\$553,212	\$1,102,945
40900 - Installation Income			
Enterprise Income	\$475	\$0	\$475
Installation Income	\$450	\$0	\$450
Residential Income	\$22,700	\$45,099	\$67,799
Wholesale Income	\$1,051	\$1,051	\$2,102
Total - 40900 - Installation Income	\$24,676	\$46,150	\$70,825
46400 - Other Income			
Other Income	\$0	\$125,750	\$125,750
Wholesale Income	\$150	\$150	\$300
Total - 46400 - Other Income	\$150	\$125,900	\$126,050
46460 - Interest Income			
Other Income	\$2,134	\$2,081	\$4,214
Total - 46460 - Interest Income	\$2,134	\$2,081	\$4,214
Total - Income	\$576,693	\$727,343	\$1,304,035
Cost Of Sales			
50100 - Cost of Goods Sold:Internet Access	\$6,478	\$4,850	\$11,328
50300 - Cost of Goods Sold:3rd Party Dark service	\$27,583	\$27,583	\$55,166
50400 - Cost of Goods Sold:Utility Locates	\$488	\$434	\$921
50500 - Cost of Goods Sold:Pole Attachments	\$0	\$175	\$175
50600 - Cost of Goods Sold:3rd Party Transport	\$3,899	\$3,899	\$7,798
51010 - Cost of Goods Sold:Collocation/Hut Expense:Utilities	\$3,550	\$3,567	\$7,117
51020 - Cost of Goods Sold:Collocation/Hut Expense:Phone, Communic.	\$180	\$168	\$348
51030 - Cost of Goods Sold:Collocation/Hut Expense:Fuel	\$0	\$63	\$63
51090 - Cost of Goods Sold:Collocation/Hut Expense:Maintenance	\$145	\$1,643	\$1,788
Total - Cost Of Sales	\$42,323	\$42,381	\$84,704
Gross Profit	\$534,370	\$684,962	\$1,219,331
Expense			
61200 - Payroll Expenses:Wages & Benefits	\$133,258	\$205,209	\$338,467
62200 - Sales and Marketing:Marketing and Promotions	\$3,631	\$2,093	\$5,724
63200 - Travel and Meetings:Mileage/Tolls Reimbursement	\$691	\$417	\$1,107
63400 - Travel and Meetings:Meals & Entertainment	\$52	\$29	\$81
64200 - Bank Charges & Fees	\$4,972	\$5,215	\$10,187
64280 - VATI Grant FY22 Special Construction	\$8,900	\$13,900	\$22,800
64290 - Line Extension Cust Assistance Program (LECAP)	\$0	\$10,949	\$10,949
64320 - Dumpster/Trash Removal	\$298	\$298	\$596
64350 - Interest Expense	\$61,627	\$0	\$61,627
64360 - Insurance - Liability, D and O	\$16,000	\$0	\$16,000
64370 - Janitorial Services	\$735	\$580	\$1,315
64400 - Office Supplies & Expense	\$1,248	\$406	\$1,654
64420 - Printing and Copying	\$225	\$319	\$544
64450 - Postage, Mailing & Shipping	\$307	\$721	\$1,028
64460 - Office IT Hardware/Software	\$2,328	\$945	\$3,273
64470 - Office Maintenance & Repair	\$520	\$670	\$1,190
64480 - Rent or Lease Payments	\$3,250	\$5,800	\$9,050
64490 - Office Utilities	\$0	\$318	\$318

64630 - Staff Development	\$45	\$120	\$165
64700 - Taxes	\$274	-\$0	\$274
64750 - Telephone & Telecommunications	\$582	\$581	\$1,163
64760 - Mobile Phones	\$0	\$560	\$560
65200 - Professional Services:Legal Fees	\$1,068	\$0	\$1,068
67200 - Vehicle Equipment	\$0	\$38	\$38
67300 - Vehicle Fuel	\$3,378	\$3,240	\$6,618
67400 - Vehicle & Equip Maintenance & Repair Expenses	\$333	\$11,064	\$11,397
68100 - Physical Plant Maintenance/Agreements/Warranties/Software	\$1,210	\$0	\$1,210
68200 - Physical Plant Permits & Fees	\$2,614	\$0	\$2,614
68300 - Physical Plant Repairs	\$533	\$5,821	\$6,354
68330 - Physical Plant/Inventory Disposed Items	\$2,660	\$52,895	\$55,555
68400 - Physical Plant Tools & Safety Equipment	\$312	\$2,268	\$2,580
68500 - Physical Plant Shipping Freight & Delivery	\$1,939	\$2,264	\$4,202
Total - Expense	\$252,987	\$326,720	\$579,707
Net Income	\$281,383	\$358,242	\$639,625

**Eastern Shore of Virginia Broadband Authority
Board Cash Flow Statement
May 2024, Jun 2024**

Financial Row	May 2024 Amount	Jun 2024 Amount
Operating Activities		
Net Income	\$281,382.82	\$358,271.97
Adjustments to Net Income		
Accounts Receivable	\$165,598.23	(\$214,872.19)
Inventory Asset	\$36,594.61	\$335,454.43
Other Current Asset	(\$5.45)	(\$12,706.92)
Accounts Payable	(\$214,328.36)	(\$268,230.20)
Sales Tax Payable	\$1,053.26	\$5,791.88
Other Current Liabilities	(\$811.57)	(\$6.97)
Total Adjustments to Net Income	(\$11,899.28)	(\$154,569.97)
Total Operating Activities	\$269,483.54	\$203,702.00
Investing Activities		
Fixed Asset	(\$171,250.77)	(\$527,467.46)
Total Investing Activities	(\$171,250.77)	(\$527,467.46)
Financing Activities		
Long Term Liabilities	(\$1,050.76)	(\$1,050.76)
Total Financing Activities	(\$1,050.76)	(\$1,050.76)
Net Change in Cash for Period	\$97,182.01	(\$324,816.22)
Cash at Beginning of Period	\$3,005,643.19	\$3,102,825.20
Cash at End of Period	\$3,102,825.20	\$2,778,008.98



VATI Update 7/22/24

Area 1

- All of the original design in Captain's Cove has been fully constructed and spliced minus Red Hills Rd. ANEC is still working on this line.

Area 2

- 100% completion

Area 3

- 100% completion

Area 4

- 100% completion

Area 5

- 100% completion

Area 6

- 100% completion

Area 7

- 100% completion

Area 8

- Remaining locations in active construction:
 - Stanley Mobil Home Park – No contact to get easements

Area 9


- 100% completion

Area 10

- 100% completion

Area 11

- Remaining locations in active construction:
 - Bayview Circle- awaiting approval



Area 12

- 100% completion

Area 13

- 100% completion

Area 14

- 100% completion


Overall the project is 96% complete build.

Subscriber Update

The ESVBA had constructed 1,658,705ft (~314miles) of usable fiber in the VATI FY22 area. This footage has provided for coverage of 9,330 (4,496 in Accomack and 4,834 in Northampton) homes that now currently have broadband coverage. In this same area, we currently have 1,388 active subscribers (934 in Accomack and 454 in Northampton) that are in-service and using the network.

Financial Update

As of July, the ESVBA had expended \$10,183,921 in funds that have been remitted to the state. Of that, we have received \$6,307,328 due to a 10% retainage that the state requires for the project and we have not received our April remittance. We have expended a total of \$8,662,811 in the project and the difference is project match.



Cybersecurity Audit Status Update 7/19/24

- External Penetration testing – Completed – No issues noted
- Internal Penetration testing (Non-credentialed) – Completed – No major issues noted
- Internal Policy review – Policy docs provided being reviewed by ESVBA (7/13/24)
- Internal Penetration testing (Credentialed) – Began this week
- Wireless Scanning (both private and guest) – Testing begins this week (7/19)
- Applications (authenticated application vulnerability scanning and penetration testing) – Credentials and info provided, testing begins this week (7/19)
- Database Assessment (4 database servers) – Credentials and info provided, testing begins this week (7/19)
- Brute Force Attack (check for weak passwords) – Last week of July
- Social Engineering (Phone and E-mail) – Beginning of August
- Draft Reports – August
- Final Reports – TBD