

**Regular Meeting of the Board of Directors of the
Eastern Shore Broadband Authority
January 25th, 2024
2:00 p.m. at 4174 Lankford Hwy, Exmore, VA 23350**

AGENDA

- 1. Call to Order**
- 2. Agenda Adoption**
- 3. Public Comment**
- 4. Approval of Minutes**
- 5. System Status & Build Report**
- 6. Old Business**
 - a. VATI FY22 Report**
- 7. New Business**
 - a. Consider FY23 Audit**
- 8. Treasurers Report**
- 9. Board Comments**
- 10. Closed Session**
 - a. Contracted Revenue (Section 2.2-3711 Paragraph 33) ⁽¹⁾**
- 11. Adjournment**

Next Board Regular Meeting: March 28rd, 2024

1. Closed Session: Section 2.2-3711 of the Code of Virginia of 1950, as amended; Paragraph 33: Discussion or consideration by a local authority created in accordance with the Virginia Wireless Service Authorities Act (§ 15.2-5431.1 et seq.) of confidential proprietary records and trade secrets excluded from this chapter pursuant to subdivision 19 of § 2.2-3705.6.

MINUTES

Regular Meeting of the Board of Directors of the Eastern Shore of Virginia Broadband Authority

November 30, 2023

Board members in attendance were: Elaine Meil, John Reiter, Charles Kolakowski, Kelvin Pettit, and Mike Mason

ESVBA management participating in the meeting who were in attendance: Robert Bridgham and Leah Hoopes (Secretary)

Members of the public attending were:

Mr. Reiter called the meeting to order at 2:01 pm.

AGENDA ADOPTION

Mr. Kolakowski moved to amend the agenda to move item 7A after Closed Session. Mr. Mason seconded. Motion passed unopposed.

PUBLIC COMMENT

None

REVIEW OF MINUTES

Mr. Mason moved to approve the Regular Board Meeting Minutes from September. Ms. Meil seconded. Motion passed unopposed.

SYSTEM STATUS & BUILD REPORT

1. WiFi Hotspots- There are currently 27 of the 28 hotspots in service. Ebenezer Church is still offline.
2. Residential Broadband- Mr. Bridgham reported that the Authority has 3616 active residential customers. He stated that there are 86 customers in service in Harborton, 32 in Bobtown,

197 in Church Neck, 67 in Sanford, 47 on Cheapside, 4 on Cobbs Station, 106 in Accomac, 9 in Townsend, 538 in Greenbackville, 77 in Atlantic, 82 in Wattsville/Horntown, 127 in Oak Hall, 117 in Hallwood, 85 in Painter/Quinby, 115 in Eastville, 140 in Nassawadox, 8 in Oyster, 323 in Exmore, 118 in Belle Haven, 41 in Cheriton, 47 in Wachapreague, 468 in Onancock, 386 in Cape Charles, 181 in Parksley, 4 in Nocks Landing, 46 in Saxis, 31 on Chincoteague, and 134 on Tangier. The Authoirty hit 112 installs for the first time.

Mr. Mason asked how many more active circuits are expected in Captains Cove. Mr. Bridgham replied that only one area is fully complete so there are still a lot of orders to take there.

3. WISP EVPL Program- Mr. Bridgham informed the BOD that there are still 59 sites are in service.
4. Microcommunity Program- There are 42 communities that are in service and 2 new communities that are interested.
5. USDA Bailey Neck & Mt Nebo CDF- The ESVBA submitted all requisite documents and filings as of 9/13/23 and are awaiting USDA to review and either draft a contract for review or inquire about the filings. Mr. Bridgham stated that there are about 100 homes and about 90 of them will be aerial.
6. Assistance Programs- Mr. Bridgham presented a report showing details for all of the assistance programs. The ACP had 135 subscribers in the month of October.

OLD BUSINESS

- a. VATI FY22 Report – Mr. Bridgham provided a report for the board on the VATI update showing the progress in each area. The state agreed to extend the deadline for special construction for another year.

NEW BUSINESS

- a. Discuss setting a Rate Hearing- *Ms. Meil motioned to hold a Rate Hearing on December 20, 2023 at 2pm. Mr. Mason seconded. Motion passed unopposed.*
- b. Discuss 2024 Board Calendar- *Mr. Mason motioned to approve the 2024 calendar. Ms. Meil seconded. Motion passed unopposed.*

- c. VATI FY24 application & BEAD update- Mr. Bridgham reviewed the updates provided in the packet for VATI FY24 and BEAD.

TREASURER'S REPORT

Mr. Mason provided the board with a Treasurer's report.

CLOSED SESSION

Motion to enter into closed session according to Section 2.2-3711 of the Code of Virginia of 1950, as amended;) Paragraph 1: Discussion, consideration, or interviews of prospective candidates for employment; assignment, appointment, promotion, performance, demotion, salaries, disciplining, or resignation of specific public officers, appointees, or employees of any public body; and evaluation of performance of departments or schools of public institutions of higher education where such evaluation will necessarily involve discussion of the performance of specific individuals. Any teacher shall be permitted to be present during a closed meeting in which there is a discussion or consideration of a disciplinary matter that involves the teacher and some student and the student involved in the matter is present, provided the teacher makes a written request to be present to the presiding officer of the appropriate board. Nothing in this subdivision, however, shall be construed to authorize a closed meeting by a local governing body or an elected school board to discuss compensation matters that affect the membership of such body or board collectively. Paragraph 33: Discussion or consideration by a local authority created in accordance with the Virginia Wireless Service Authorities Act (§ [15.2-5431.1](#) et seq.) of confidential proprietary information and trade secrets subject to the exclusion in subdivision 19 of § [2.2-3705.6](#)., made by Mr. Kolakowski, seconded by Ms. Mason. The following board members were present: Mr. Reiter, Ms. Meil, Mr. Mason, Mr. Pettit, and Mr. Kolakowski, and voted affirmative.

After closed session, the Chair reconvened the meeting. Motion was made by Mr. Pettit, seconded by Mr. Mason that the Board had entered the closed session for that purpose as set out in Paragraph 1 and 33 of Section 2.2-3711 of the Code of Virginia of 1950, as amended. Roll call vote taken Vote was that no other business discussed than as advised in Paragraph 1 and 33. The following board members were present: Mr. Reiter, Ms. Meil, Mr. Mason, Mr. Pettit, and

Mr. Kolakowski, and voted affirmative.

Mr. Mason motioned to authorize the awarding of bonuses to the staff as presented in Closed Session and as included in the current budget. Mr. Kolakowski seconded. Motion passed unopposed.

BOARD COMMENTS

Mr. Mason announced that there is a new Senator and suggested ESVBA have an orientation meeting with him.

Mr. Pettit stated that the radio ads sound very positive.

ADJOURNMENT

The meeting was adjourned at 2:46pm.

These minutes were approved at the _____ meeting of the Board of Directors of ESVBA.

Presiding Officer

Copy teste:

Leah Hoopes, Secretary

MINUTES

Special Rate Hearing of the Board of Directors of the Eastern Shore of Virginia Broadband Authority

December 20, 2023

Board members in attendance were: Elaine Meil, John Reiter, Charles Kolakowski, Kelvin Pettit, and Mike Mason

ESVBA management participating in the meeting who were in attendance: Robert Bridgham and Leah Hoopes (Secretary)

Members of the public attending were: None

Mr. Reiter called the meeting to order at 2:00 pm.

AGENDA ADOPTION

Mr. Mason moved to adopt the agenda. Ms. Meil seconded. Motion passed unopposed.

PUBLIC COMMENT

None

OLD BUSINESS

- a. Rate Hearing- Mr. Kolakowski motioned to open the Rate Hearing. Ms. Meil seconded. Motion passed unopposed.
Mr. Pettit motioned to adopt the rates as presented. Mr. Kolakowski seconded. After discussion, motion passed unopposed.
Mr. Kolakowski motioned to close the Rate Hearing. Mr. Mason seconded. Motion passed unopposed.*

BOARD COMMENTS

Mr. Bridgham stated that the VATI FY24 application has been completed.

ADIJOURNMENT


The meeting was adjourned at 2:04pm.

These minutes were approved at the _____ meeting of the Board of Directors of ESVBA.

Presiding Officer

Copy teste:

Leah Hoopes, Secretary



Status Report January 2024

Status Report Topics

1. WiFi Hotspots
2. Residential Broadband
3. WISP EVPL Program
4. Microcommunity Program
5. USDA Bailey Neck & Mt. Nebo CDF
6. Assistance Programs

WiFi Hotspots

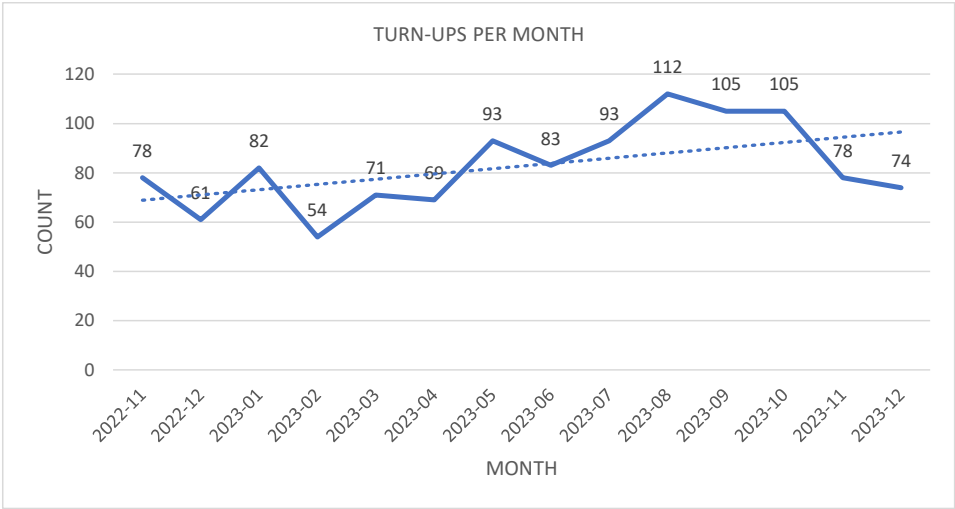
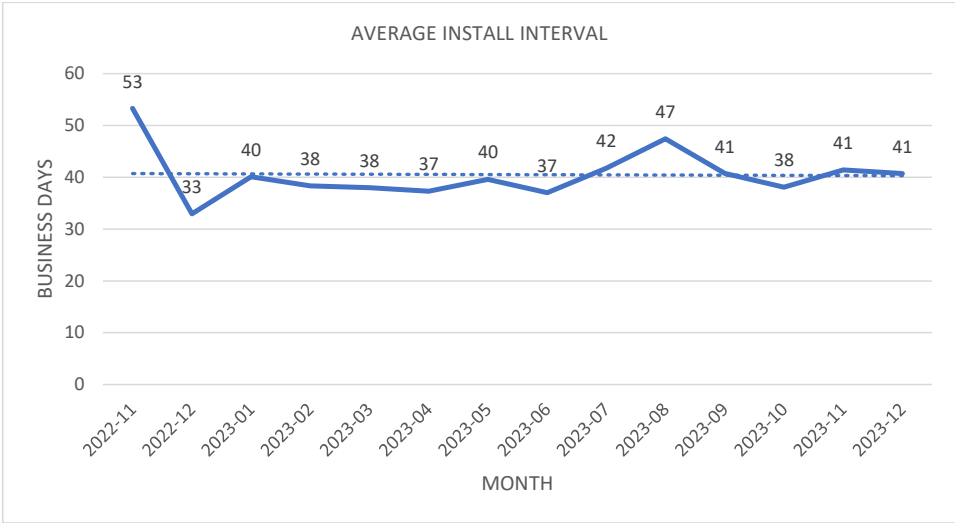
- 27 of 28 WiFi Hotspots online. Ebenezer Church is still offline without any point of contact to repair the downed node.

Residential Broadband

Residential Report as of 1/19/2024

Area	Date Opened	# of Servicable Homes (5/15/23)	Number of Active Circuits	% Active Customers	Number of Signed customers pending construction	% Signed awaiting install	Combined Take Rate (active + signed)	Number of customers with contracts	% Awaiting cust signature
Harborton	Nov-16	284	83	29.23%	0	0.00%	29.23%	1	0.35%
Bobtown/Pungoteague/Keller	Mar-17	1048	32	3.05%	0	0.00%	3.05%	0	0.00%
Church Neck	Mar-17	352	200	56.82%	8	2.27%	59.09%	1	0.28%
Sanford	Dec-17	481	66	13.72%	0	0.00%	13.72%	1	0.21%
Cheapside	Dec-17	467	48	10.28%	0	0.00%	10.28%	1	0.21%
Cobbs Station	Dec-17	150	4	2.67%	0	0.00%	2.67%	0	0.00%
Accomac	Dec-17	736	106	14.40%	0	0.00%	14.40%	0	0.00%
Townsend/Latimer Siding	Jan-18	337	9	2.67%	0	0.00%	2.67%	2	0.59%
Greenbackville	Jan-18	891	541	60.72%	53	5.95%	66.67%	8	0.90%
Atlantic	Mar-18	475	77	16.21%	3	0.63%	16.84%	1	0.21%
Wattsville-Horntown	Mar-18	523	82	15.68%	0	0.00%	15.68%	0	0.00%
Oak Hall	May-18	454	130	28.63%	7	1.54%	30.18%	3	0.66%
Hallwood	May-18	1183	119	10.06%	1	0.08%	10.14%	1	0.08%
Quinby/Painter	Jun-18	528	83	15.72%	7	1.33%	17.05%	0	0.00%
Eastville	Jun-18	618	121	19.58%	1	0.16%	19.74%	0	0.00%
Nassawadox	Aug-18	710	151	21.27%	10	1.41%	22.68%	6	0.85%
Oyster	Aug-18	84	8	9.52%	0	0.00%	9.52%	0	0.00%
Exmore	Sep-18	1816	331	18.23%	8	0.44%	18.67%	16	0.88%
Belle Haven	Sep-18	775	120	15.48%	2	0.26%	15.74%	1	0.13%
Cheriton	Oct-18	435	41	9.43%	2	0.46%	9.89%	0	0.00%
Wachapreague	Oct-18	305	46	15.08%	0	0.00%	15.08%	1	0.33%
Onancock	Nov-18	2174	480	22.08%	4	0.18%	22.26%	4	0.18%
Cape Charles	Nov-18	1232	391	31.74%	14	1.14%	32.87%	6	0.49%
Parksley	Jan-19	1576	190	12.06%	6	0.38%	12.44%	0	0.00%
Nocks Landing	Jan-19	168	4	2.38%	0	0.00%	2.38%	0	0.00%
Chincoteague	Jan-19	5109	29	0.57%	3	0.06%	0.63%	4	0.08%
Saxis	May-20	249	45	18.07%	1	0.40%	18.47%	0	0.00%
Tangier	May-21	338	140	41.42%	4	1.18%	42.60%	2	0.59%

Totals: 23,498 3,677 134 59



WISP EVPL Program

- Fifty-nine (59) sites in service and operational!

Microcommunity Program

- There now 42 microcommunities in-service and operational.
-

USDA Bailey Neck & Mt. Nebo CDF

- The ESVBA submitted all requisite documents and filings as of 9/13. We met with USDA to review open documents and they confirmed our final paperwork. It was approved by the program manager and we are awaiting the contract still.

Assistance Programs

ESVBA Assistance Programs Report

January-24

ESVBA Installation Assistance Program (IAP)

Active in 2021 and funded with \$189k

Number of subs enrolled:	107
Total funding from program:	<u>\$ 32,165</u>
Average Assistance / Sub:	<u>\$ 300.61</u>

Accomack Installation Assistance Program (IAP)

Active in 2021 and funded with \$50k

Number of subs enrolled:	0
Total funding from program:	<u>\$ -</u>
Average Assistance / Sub:	<u>\$ -</u>

DHCD Line Extension Cust Assistance Program (LECAP)

Active as of: June 2022

Number of subs enrolled:	5
Total funding from program:	<u>\$ 33,456</u>
Average Assistance / Sub:	<u>\$ 6,691</u>

ESVBA VATI FY22 Special Assistance

Active as of: June 2022 and funded with \$2.44M

Number of subs enrolled:	155
Total funding from program:	<u>\$ 621,520</u>
Average Assistance / Sub:	<u>\$ 4,010</u>

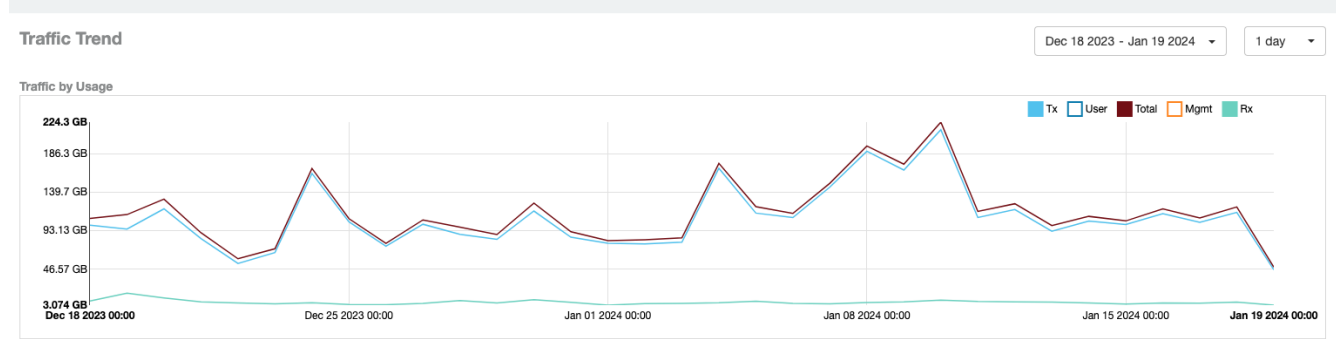
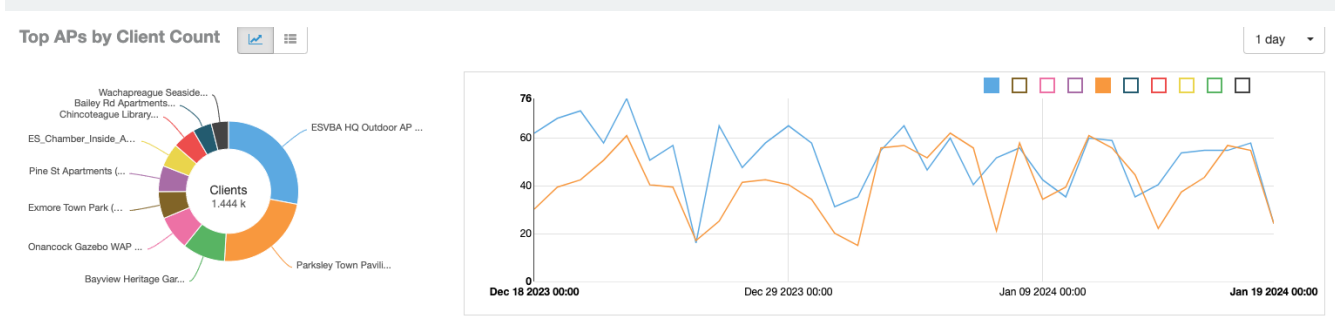
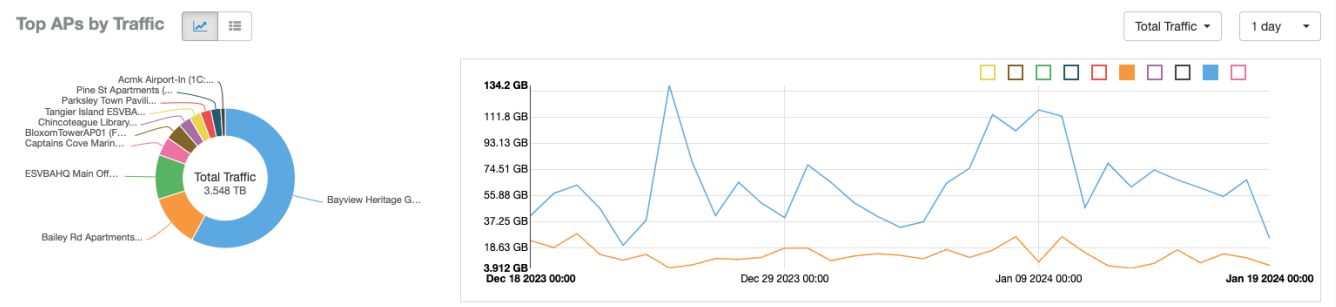
FCC ACP Program *

Number of subs enrolled:	146
Previous month's savings	<u>\$ 4,345</u>

Total # of ESVBA Subscribers Assisted:	<u>413</u>
Total Assistive Funding Rendered:	<u>\$ 687,141</u>

ESVBA Wifi Hotspot Report: January 2024

RUCKUS



ESVBA Sites



PRODUCT
IBR900

NCOS VERSION
7.22.40

ACCOUNT
Accomack County School Dist, VA

Home GeoView Routers Modems **Data Usage** Health Settings

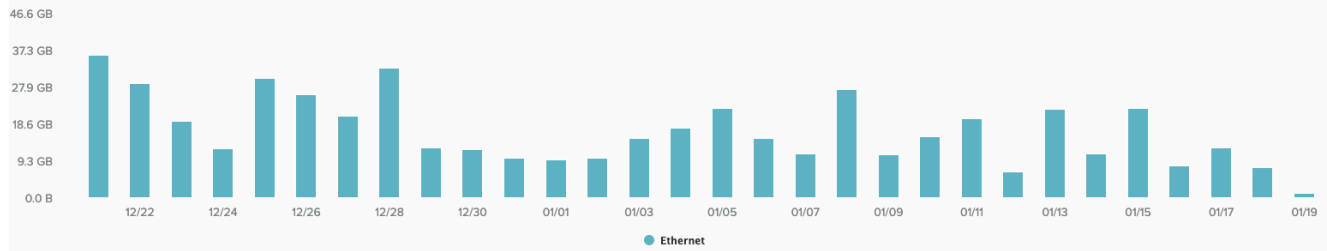
Summary WAN Client

Updated: 1/19/24 6:24 PM (UTC)  

Ethernet
506.2 GB
↓ 34.1%

Modems
0.0 B
No Trend Data

Wi-Fi as WAN
0.0 B
No Trend Data

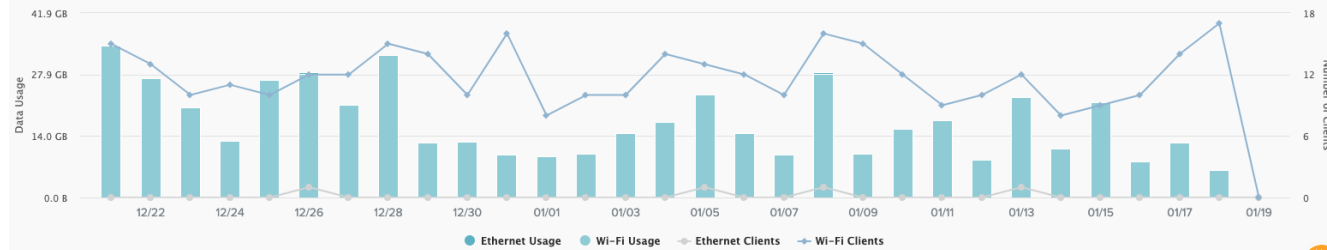


Average Clients Per Day
12
↓ 14.3%

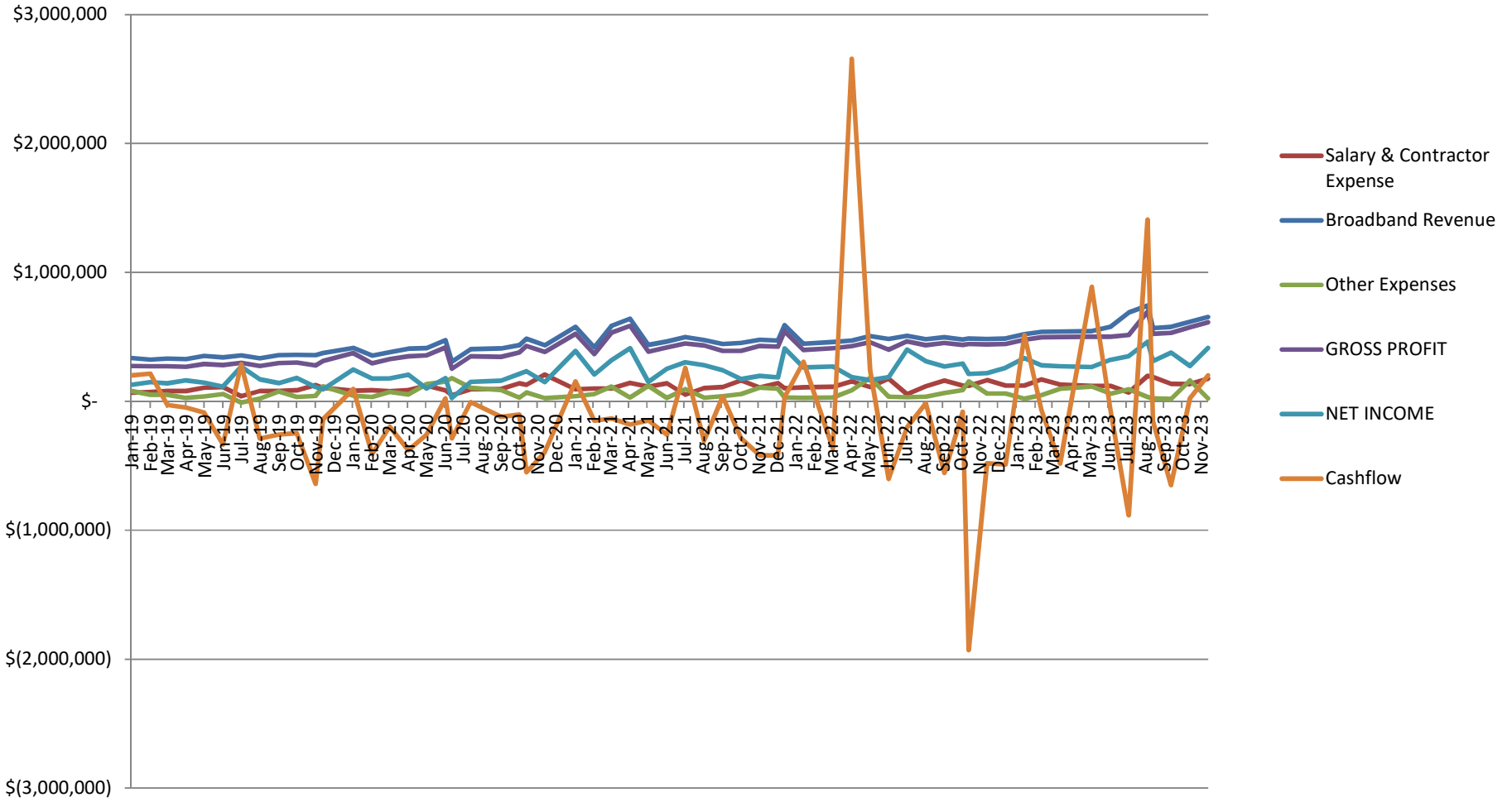
Total Number of Clients
49
↓ 2.0%

Total Client Usage
499.8 GB
↑ 17.2%

Average Usage Per Client
10.2 GB
↑ 19.6%

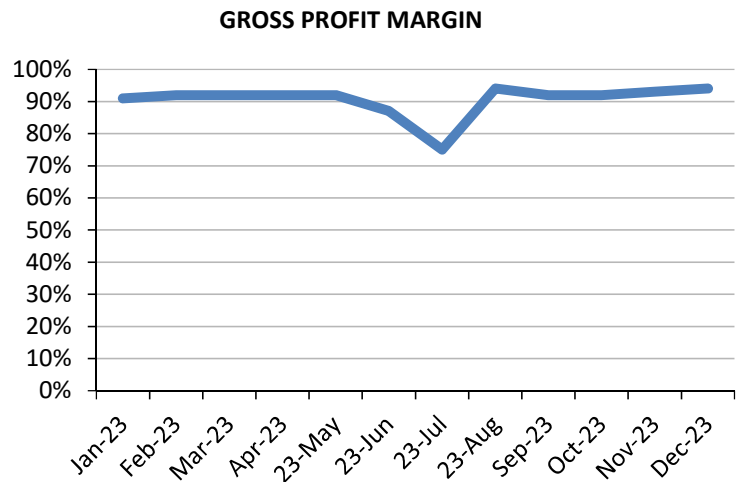
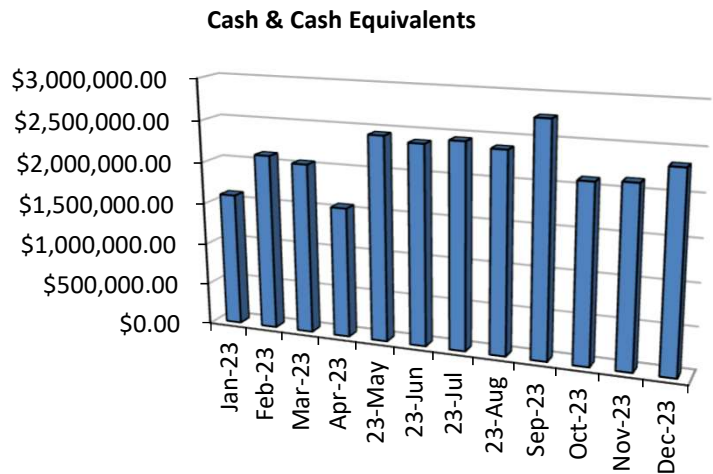
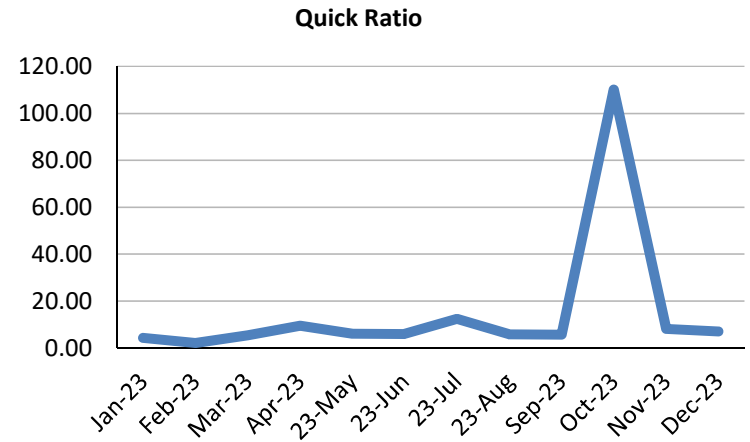
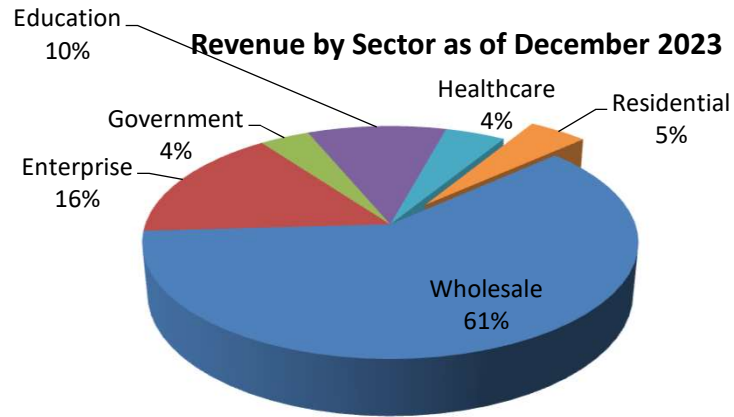


Jan '19 to Dec '23 Financials



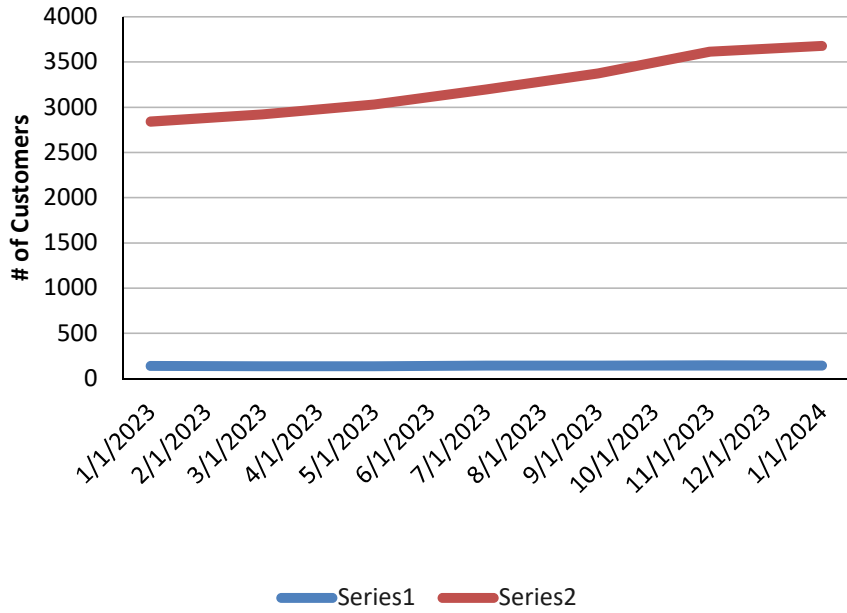
ESVBA Dashboard - Jan 2024

Financial Data

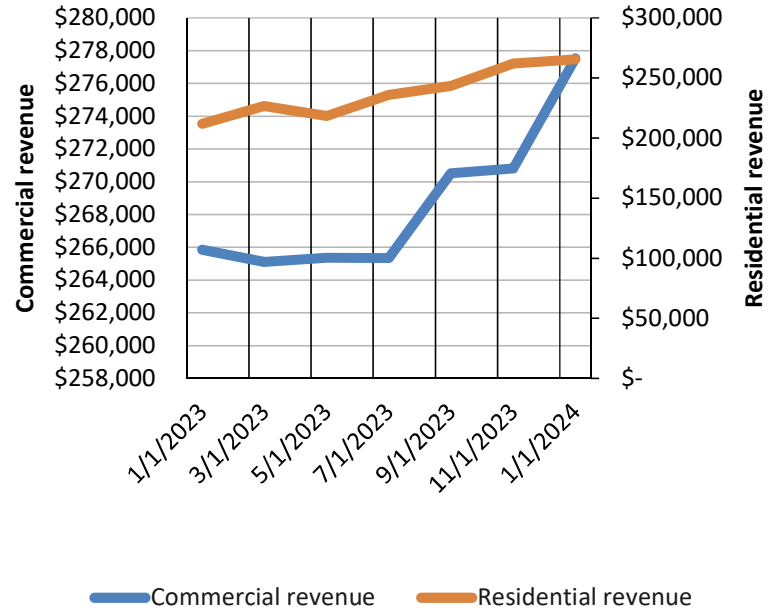


Customer Base

Customer Mix



Commercial vs. Residential Revenues



**Eastern Shore of Virginia Broadband Authority
Board Balance Sheet
End of Dec 2023**

Financial Row	Amount
ASSETS	
Current Assets	
Bank	
10010 - General Operating Account - BB&T (0720)	\$901,037.65
10020 - Capital Expansion Account - BB&T (0747)	\$699,035.65
10030 - Equipment Accrual - BB&T (0739)	\$556,156.31
10160 - Annual Accrual - BB&T (7622) Savings Acct	\$65,885.07
10165 - Expansion Proceeds BB&T Savings Acct (0070)	\$2,109.52
10180 - Merchant Services - BB&T (8016)	\$87,370.54
10990 - Petty Cash	\$150.00
Total Bank	\$2,311,744.74
Accounts Receivable	
11000 - Accounts Receivable	\$1,298,513.70
11010 - Reserve for Bad Debt	(\$81,035.34)
Total Accounts Receivable	\$1,217,478.36
Other Current Asset	
11800 - Prepaid Items	\$62,400.00
11900 - Undeposited Funds	\$18,205.01
11920 - Customer overpayments	(\$117,140.43)
13100 - Inventory Asset	\$2,168,932.74
15000 - Plant in Service	\$20,592.56
Total Other Current Asset	\$2,152,989.88
Total Current Assets	\$5,682,212.98
Fixed Assets	
14100 - General Furniture Fixtures	\$82,889.15
14199 - Accumulated Depreciation - Furniture	(\$30,830.25)
14200 - Equipment:Computers, Printers, Equip, Software	\$113,815.46
14299 - Accumulated Depreciation - Equipment	(\$216,417.44)
15010 - Physical Plant Structure	\$32,663,713.57
15020 - Physical Plant Electronics	\$4,777,061.96
15040 - Physical Plant Towers	\$178,656.12
15050 - Physical Plant Mobile - (Mobile Carriers & Generators)	\$100,546.32
15060 - Physical Plant Huts	\$187,497.91
15070 - Physical Plant Tools & Equipment	\$47,981.73
15098 - Accumulated Depreciation - Plant In Service	(\$10,564,879.20)
15100 - Physical Plant Network & Software	\$22,281.96
15199 - Accumulated Depreciation - Software	(\$64,303.09)
15200 - Vehicles & Equipment	\$1,044,801.30
15299 - Accumulated Depreciation - Vehicles	(\$410,308.52)
16000 - Railway Easement	\$250,000.00
17000 - Land	\$10,000.00
Total Fixed Assets	\$28,192,506.98
Other Assets	
15001 - GASB 87 leased assets	\$473,948.00
15002 - Accumulated Depreciation-GASB 87 leased assets	(\$55,439.86)
Total Other Assets	\$418,508.14
Total ASSETS	\$34,293,228.10
Liabilities & Equity	
Current Liabilities	
Accounts Payable	
20000 - Accounts Payable	\$446,904.17
20050 - Accrued Interest Payable	\$270.00
Total Accounts Payable	\$447,174.17
Credit Card	

21010 - BB&T Visa 5701 LH	\$798.63
21030 - BB&T Visa 5340 RB	\$3,289.17
21040 - BB&T Visa 7215 TE	\$119.99
21060 - BB&T Visa 5625 KB	\$562.15
Total Credit Card	\$4,769.94
Other Current Liability	
20010 - Accrued Purchases	(\$37,490.41)
24010 - Direct Deposit Liabilities:USAC Reimbursements Deposits	\$14,908.30
24050 - USAC Prepaid	(\$39,072.30)
25000 - ESVBA Installation Assistance Program	(\$31,715.00)
26100 - USAC Tax Payable	\$64,102.06
26200 - Va Communications Tax	(\$15,148.17)
Total Other Current Liability	(\$44,415.52)
Total Current Liabilities	\$407,528.59
Long Term Liabilities	
27500 - BB&T Loan for Expansion	\$2,776,000.00
27700 - GASB 87 lease liability	\$419,378.29
28000 - Deferred Income	\$271,109.56
Total Long Term Liabilities	\$3,466,487.85
Equity	
Retained Earnings	\$26,181,921.78
Net Income	\$4,237,289.88
Total Equity	\$30,419,211.66
Total Liabilities & Equity	\$34,293,228.10


**Eastern Shore of Virginia Broadband Authority
Board Income Statement
Nov 2023, Dec 2023**

Financial Row	Nov 2023 Amount	Dec 2023 Amount	Total Amount
Income			
40000 - Broadband Income			
Education Income	\$29,671	\$29,671	\$59,342
Enterprise Income	\$46,607	\$44,696	\$91,304
Government Income	\$10,664	\$10,664	\$21,329
Medical Income	\$12,847	\$12,847	\$25,694
Other Income	\$3,116	\$4,091	\$7,207
Residential Income	\$251,988	\$251,030	\$503,018
Wholesale Income	\$170,319	\$171,513	\$341,831
Total - 40000 - Broadband Income	\$525,212	\$524,513	\$1,049,725
40900 - Installation Income			
Enterprise Income	\$500	\$0	\$500
Residential Income	\$94,400	\$91,472	\$185,872
Wholesale Income	\$1,051	\$1,301	\$2,352
Total - 40900 - Installation Income	\$95,951	\$92,773	\$188,724
46400 - Other Income			
Other Income	\$88	\$0	\$88
Wholesale Income	\$150	\$150	\$300
Total - 46400 - Other Income	\$238	\$150	\$388
46460 - Interest Income			
Other Income	\$1,601	\$1,671	\$3,272
Total - 46460 - Interest Income	\$1,601	\$1,671	\$3,272
Total - Income	\$623,002	\$619,107	\$1,242,108
Cost Of Sales			
50100 - Cost of Goods Sold:Internet Access	\$6,678	\$6,678	\$13,357
50300 - Cost of Goods Sold:3rd Party Dark service	\$27,502	\$27,502	\$55,004
50400 - Cost of Goods Sold:Utility Locates	\$561	\$392	\$953
50500 - Cost of Goods Sold:Pole Attachments	\$894	\$50	\$944
50600 - Cost of Goods Sold:3rd Party Transport	\$3,899	\$3,899	\$7,798
51010 - Cost of Goods Sold:Collocation/Hut Expense:Utilities	\$3,670	\$3,422	\$7,092
51020 - Cost of Goods Sold:Collocation/Hut Expense:Phone, Communic.	\$150	\$153	\$302
51030 - Cost of Goods Sold:Collocation/Hut Expense:Fuel	\$197	\$31	\$228
51090 - Cost of Goods Sold:Collocation/Hut Expense:Maintenance	\$1,600	\$0	\$1,600
Total - Cost Of Sales	\$45,150	\$42,127	\$87,277
Gross Profit	\$577,851	\$576,979	\$1,154,831
Expense			
61200 - Payroll Expenses:Wages & Benefits	\$134,677	\$0	\$134,677
62200 - Sales and Marketing:Marketing and Promotions	\$1,000	\$0	\$1,000
62300 - Sales and Marketing:Marketing Materials	\$0	\$693	\$693
63200 - Travel and Meetings:Mileage/Tolls Reimbursement	\$300	\$180	\$480
63400 - Travel and Meetings:Meals & Entertainment	\$0	\$2,273	\$2,273
63500 - Travel and Meetings:Other Travel	\$0	\$113	\$113
64200 - Bank Charges & Fees	\$4,457	\$4,154	\$8,611
64280 - VATI Grant FY22 Special Construction	\$77,550	\$79,550	\$157,100
64290 - Line Extension Cust Assistance Program (LECAP)	\$0	\$8,672	\$8,672
64300 - Dues, Subscriptions, Books	\$0	\$150	\$150
64320 - Dumpster/Trash Removal	\$226	\$226	\$452
64350 - Interest Expense	\$72,394	\$45	\$72,439
64370 - Janitorial Services	\$600	\$675	\$1,275
64400 - Office Supplies & Expense	\$1,812	\$721	\$2,533
64420 - Printing and Copying	\$507	\$330	\$837
64450 - Postage, Mailing & Shipping	\$1,133	\$2	\$1,134
64460 - Office IT Hardware/Software	\$54,416	\$1,135	\$55,551
64470 - Office Maintenance & Repair	\$2,410	\$496	\$2,906
64480 - Rent or Lease Payments	\$2,550	\$2,550	\$5,100

64490 - Office Utilities	\$79	\$79	\$159
64630 - Staff Development	\$0	\$1,392	\$1,392
64700 - Taxes	\$274	\$0	\$274
64750 - Telephone & Telecommunications	\$583	\$583	\$1,166
64760 - Mobile Phones	\$120	\$160	\$280
65200 - Professional Services:Legal Fees	\$0	\$89	\$89
67300 - Vehicle Fuel	\$1,439	\$2,386	\$3,825
67400 - Vehicle & Equip Maintenance & Repair Expenses	\$7,035	\$2,008	\$9,043
68100 - Physical Plant Maintenance/Agreements/Warranties/Software	\$5,059	\$0	\$5,059
68200 - Physical Plant Permits & Fees	\$2,076	\$1,330	\$3,406
68300 - Physical Plant Repairs	\$2,846	\$0	\$2,846
68330 - Physical Plant/Inventory Disposed Items	\$0	\$382	\$382
68400 - Physical Plant Tools & Safety Equipment	\$132	\$321	\$454
68500 - Physical Plant Shipping Freight & Delivery	\$2,352	\$955	\$3,307
Total - Expense	\$376,028	\$111,651	\$487,679
Net Income	\$201,823	\$465,329	\$667,151

**Eastern Shore of Virginia Broadband Authority
Board Cash Flow Statement
Nov 2023, Dec 2023**

Financial Row	Nov 2023 Amount	Dec 2023 Amount
Operating Activities		
Net Income	\$201,822.78	\$417,754.75
Adjustments to Net Income		
Accounts Receivable	\$816,066.92	(\$54,993.07)
Inventory Asset	\$93,454.06	(\$5,007.72)
Accounts Payable	\$118,426.99	\$33,544.94
Sales Tax Payable	\$962.55	\$6,733.72
Other Current Liabilities	\$23,908.73	\$38,155.84
Total Adjustments to Net Income	\$1,052,819.25	\$18,433.71
Total Operating Activities	\$1,254,642.03	\$436,188.46
Investing Activities		
Fixed Asset	(\$743,829.64)	(\$234,152.73)
Total Investing Activities	(\$743,829.64)	(\$234,152.73)
Financing Activities		
Long Term Liabilities	(\$486,050.76)	(\$1,050.76)
Total Financing Activities	(\$486,050.76)	(\$1,050.76)
Net Change in Cash for Period	\$24,761.63	\$200,984.97
Cash at Beginning of Period	\$2,104,203.15	\$2,128,964.78
Cash at End of Period	\$2,128,964.78	\$2,329,949.75



VATI Update 1/19/24

Area 1

- All of the original design in Captain's Cove has been fully constructed and spliced minus Red Hills Rd.
- ESVBA's engineer is actively working on additional locations in Captain's Cove that needs to be designed. (approximately 10 addresses) This has been discussed with DHCD.
- Problem areas:
 - Red Hills Rd- ANEC must raise the lines at creek/marsh crossing to Red Hills rd before we can construct. - 2600'

Area 2


- Remaining locations in active construction:
 - Justice Rd underground-1500' (estimated time for delivery 2/1/24)
 - Dublin Farm Rd underground- 5300' (estimated time for delivery 2/1/24)
 - Hansen Farm underground pathway is complete. Handholes full of water due to weather. (estimated time for delivery 2/1/24)
- Problem areas:
 - Welbourne Ln underground- 1200'- Private trailer park. Trying to get in contact with owner of trailer park to get permission to enter. Unknown depth of water lines under paved road. Investigating GPR to locate lines or run parallel path down road.

Area 3

- 100% completion

Area 4

- Remaining locations for construction (Underground to start after completion of Area 2 and must dry up from all of the rain before starting):
 - Hills Farm Rd underground- 4500'
 - Evergreen Way underground- 4500'
 - Winterville Rd underground locations- 2900'- Once underground complete, aerial will finish.
 - Gladding Landing Rd underground- 1250'
 - Ann's Cove underground locations- 3600'
- Problem Areas:
 - Savannah Rd- ANEC unsure of how they are going to serve 10313 Wessels Farm Rd. Working with them on determining pathway and collaborating with them on getting the work completed.
 - Cattail Rd- ANEC has to replace some poles to get the work completed.



Area 5

- 100% completion

Area 6

- Remaining locations in active construction (completion after Area 7):
 - Bunting Pt Rd- Pathway complete, set handholes and pull fiber left. (estimated time for delivery 2/16/24)
 - Cats Pt Ln- Pathway complete, set handholes and pull fiber left. (estimated time for delivery 2/9/24)
 - Race Track Rd underground- 1350' (estimated time for delivery 2/16/24)

Area 7

- Remaining locations in active construction:
 - Upshur Neck Rd- Pathway complete, set handholes and pull fiber left. (estimated time for delivery 1/26/24)
 - Camp Ln- Pathway complete, set handholes and pull fiber left. (estimated time for delivery 2/9/24)
 - Twin Cedar View- Pathway complete, set handholes and pull fiber left (estimated time for delivery 2/9/24)
 - Unnamed Rd- Pathway complete, set handholes and pull fiber left (estimated time for delivery 2/9/24)
 - Bells Neck Rd- Pathway complete, set handholes and pull fiber left (estimated time for delivery 2/9/24)


Area 8

- Remaining locations in active construction:
 - One creek crossing on Wellington Neck and one trailer park remaining that we are working on an easement with requested easement letter sent.
 - 90% spliced and some minor QC left

Area 9

- Remaining locations in active construction:
 - Complete excluding Glenair Ln requiring tree trimming by ANEC & Fairview Rd
 - 90% spliced and some minor QC left

Area 10



- 100% completion

Area 11

- Remaining locations in active construction:
 - Bayview Circle- awaiting approval

Area 12

- 100% completion

Area 13

- 100% completion

Area 14

- 100% completion

Overall the project is 83% complete build.

Subscriber Update

The ESVBA had constructed 1,332,770ft (~252miles) of usable fiber in the VATI FY22 area. This footage has provided for coverage of 7,762 (3,306 in Accomack and 4,456 in Northampton) homes that now currently have broadband coverage. In this same area, we currently have 1,056 active subscribers (710 in Accomack and 346 in Northampton) that are in-service and using the network.

Financial Update

As of November, the ESVBA had expended \$8,140,906 in funds that have been remitted to the state. Of that, we have received \$5,187,553 due to a 10% retainage that the state requires for the project and we have not closed our January remittance.



DATE: November 15, 2023

MEMORANDUM TO: Governing Body
Eastern Shore of Virginia Broadband Authority

FROM: Robinson, Farmer, Cox Associates (RFC)

REGARDING: FY2023 Audit

In planning and performing our audit of the financial statements of Eastern Shore of Virginia Broadband Authority for the year ended June 30, 2023, we considered the Authority's internal control structure to plan our auditing procedures for the purpose of expressing our opinion on the financial statements and not to provide assurance on the internal control structure.

However, during our audit, we became aware of several matters that are opportunities for strengthening internal controls. This letter does not affect our report dated November 15, 2023, on the financial statements of Eastern Shore of Virginia Broadband Authority. We will review the status of these comments during our next audit engagement. We have already discussed these comments with appropriate members of management and will be pleased to discuss these matters in further detail at your convenience.

CREDIT CARDS

During our audit of credit card statements and purchases, we noted the Authority is being assessed late fees and paying finance charges. We recommend that all credit card statements be reconciled and paid in time to avoid any penalties or finance charges.

EMPLOYEE REIMBURSEMENTS

During our audit of employee reimbursements, we noted that the mileage reimbursement rate was not updated to reflect the IRS reimbursement rate of \$0.625 effective July 1, 2022. We recommend that the employee mileage reimbursement rate be updated to reflect the IRS rate, which is historically updated semi-annually or annually.

EASTERN SHORE OF VIRGINIA
BROADBAND AUTHORITY

FINANCIAL STATEMENTS
FOR THE YEAR ENDED JUNE 30, 2023

EASTERN SHORE OF VIRGINIA BROADBAND AUTHORITY

FINANCIAL STATEMENTS

FOR THE YEAR ENDED JUNE 30, 2023

EASTERN SHORE OF VIRGINIA BROADBAND AUTHORITY

Board Members

John Reiter, Chairperson
Elaine Meil, Vice Chairperson
Mike Mason, Treasurer
Charles Kolakowski
Kelvin Pettit

Management

Robert Bridgham, Executive Director
Jennifer Marble, Office Manager
Leah Hoopes, Board Secretary

EASTERN SHORE OF VIRGINIA BROADBAND AUTHORITY

FINANCIAL REPORT FOR THE YEAR ENDED JUNE 30, 2023

TABLE OF CONTENTS

	Page
<u>Financial Section</u>	
Independent Auditors' Report	1-3
Management's Discussion and Analysis	4-7
<u>Basic Financial Statements</u>	
Exhibit 1 Statement of Net Position	8
Exhibit 2 Statement of Revenues, Expenses, and Changes in Net Position	9
Exhibit 3 Statement of Cash Flows	10
Notes to Financial Statements	11-18
<u>Compliance Section</u>	
Independent Auditors' Report on Internal Control over Financial Reporting and on Compliance and Other Matters Based on an Audit of Financial Statements Performed in Accordance with <i>Government Auditing Standards</i>	19-20
Independent Auditors' Report on Compliance for Each Major Program and on Internal Control over Compliance Required by the Uniform Guidance	21-23
Schedule of Expenditures of Federal Awards	24
Notes to Schedule of Expenditures of Federal Awards	25
Schedule of Findings and Questioned Costs	26

FINANCIAL SECTION



INDEPENDENT AUDITORS' REPORT

**To the Honorable Members of the Board of Directors
Eastern Shore of Virginia Broadband Authority
Exmore, Virginia**

Report on the Audit of the Financial Statements

Opinion

We have audited the accompanying financial statements of the business-type activities of Eastern Shore of Virginia Broadband Authority, as of and for the year ended June 30, 2023, and the related notes to the financial statements, which collectively comprise the Authority's basic financial statements as listed in the table of contents.

In our opinion, the financial statements referred to above present fairly, in all material respects, the financial position of the business-type activities of Eastern Shore of Virginia Broadband Authority, as of June 30, 2023, and the changes in financial position, and cash flows thereof for the year then ended in accordance with accounting principles generally accepted in the United States of America.

Basis for Opinion

We conducted our audit in accordance with auditing standards generally accepted in the United States of America; the standards applicable to financial audits contained in *Government Auditing Standards*, issued by the Comptroller General of the United States; and the *Specifications for Audits of Authorities, Boards, and Commissions*, issued by the Auditor of Public Accounts of the Commonwealth of Virginia. Our responsibilities under those standards are further described in the Auditors' Responsibilities for the Audit of the Financial Statements section of our report. We are required to be independent of Eastern Shore of Virginia Broadband Authority, and to meet our other ethical responsibilities, in accordance with the relevant ethical requirements relating to our audit. We believe that the audit evidence we have obtained is sufficient and appropriate to provide a basis for our audit opinion.

Responsibilities of Management for the Financial Statements

Management is responsible for the preparation and fair presentation of the financial statements in accordance with accounting principles generally accepted in the United States of America, and for the design, implementation, and maintenance of internal control relevant to the preparation and fair presentation of financial statements that are free from material misstatement, whether due to fraud or error.

In preparing the financial statements, management is required to evaluate whether there are conditions or events, considered in the aggregate, that raise substantial doubt about Eastern Shore of Virginia Broadband Authority's ability to continue as a going concern for twelve months beyond the financial statement date, including any currently known information that may raise substantial doubt shortly thereafter.

Auditors' Responsibilities for the Audit of the Financial Statements

Our objectives are to obtain reasonable assurance about whether the financial statements as a whole are free from material misstatement, whether due to fraud or error, and to issue an auditors' report that includes our opinion. Reasonable assurance is a high level of assurance but is not absolute assurance and therefore is not a guarantee that an audit conducted in accordance with generally accepted auditing standards, *Government Auditing Standards*, and the *Specifications for Audits of Authorities, Boards, and Commissions* will always detect a material misstatement when it exists. The risk of not detecting a material misstatement resulting from fraud is higher than for one resulting from error, as fraud may involve collusion, forgery, intentional omissions, misrepresentations, or the override of internal control. Misstatements are considered material if there is a substantial likelihood that, individually or in the aggregate, they would influence the judgment made by a reasonable user based on the financial statements.

In performing an audit in accordance with generally accepted auditing standards, *Government Auditing Standards*, and the *Specifications for Audits of Authorities, Boards, and Commissions*, we:

- Exercise professional judgment and maintain professional skepticism throughout the audit.
- Identify and assess the risks of material misstatement of the financial statements, whether due to fraud or error, and design and perform audit procedures responsive to those risks. Such procedures include examining, on a test basis, evidence regarding the amounts and disclosures in the financial statements.
- Obtain an understanding of internal control relevant to the audit in order to design audit procedures that are appropriate in the circumstances, but not for the purpose of expressing an opinion on the effectiveness of Eastern Shore of Virginia Broadband Authority's internal control. Accordingly, no such opinion is expressed.
- Evaluate the appropriateness of accounting policies used and the reasonableness of significant accounting estimates made by management, as well as evaluate the overall presentation of the financial statements.
- Conclude whether, in our judgment, there are conditions or events, considered in the aggregate, that raise substantial doubt about Eastern Shore of Virginia Broadband Authority's ability to continue as a going concern for a reasonable period of time.

We are required to communicate with those charged with governance regarding, among other matters, the planned scope and timing of the audit, significant audit findings, and certain internal control-related matters that we identified during the audit.

Required Supplementary Information

Accounting principles generally accepted in the United States of America require that the management's discussion and analysis be presented to supplement the basic financial statements. Such information is the responsibility of management and, although not a part of the basic financial statements, is required by the Governmental Accounting Standards Board who considers it to be an essential part of financial reporting for placing the basic financial statements in an appropriate operational, economic, or historical context. We have applied certain limited procedures to the required supplementary information in accordance with auditing standards generally accepted in the United States of America, which consisted of inquiries of management about the methods of preparing the information and comparing the information for consistency with management's responses to our inquiries, the basic financial statements, and other knowledge we obtained during our audit of the basic financial statements. We do not express an opinion or provide any assurance on the information because the limited procedures do not provide us with sufficient evidence to express an opinion or provide any assurance.

Supplementary Information

Our audit was conducted for the purpose of forming an opinion on the financial statements that collectively comprise Eastern Shore of Virginia Broadband Authority's basic financial statements. The accompanying schedule of expenditures of federal awards, as required by Title 2 U.S. *Code of Federal Regulations* Part 200, *Uniform Administrative Requirements, Cost Principles, and Audit Requirement for Federal Awards*, are presented for purposes of additional analysis and are not a required part of the basic financial statements. Such information is the responsibility of management and was derived from and relates directly to the underlying accounting and other records used to prepare the basic financial statements. The information has been subjected to the auditing procedures applied in the audit of the basic financial statements and certain additional procedures, including comparing and reconciling such information directly to the underlying accounting and other records used to prepare the basic financial statements or to the basic financial statements themselves, and other additional procedures in accordance with auditing standards generally accepted in the United States of America. In our opinion, the schedule of expenditures of federal awards are fairly stated, in all material respects, in relation to the basic financial statements as a whole.

Other Reporting Required by Government Auditing Standards

In accordance with *Government Auditing Standards*, we have also issued our report dated November 15, 2023, on our consideration of Eastern Shore of Virginia Broadband Authority's internal control over financial reporting and on our tests of its compliance with certain provisions of laws, regulations, contracts, and grant agreements and other matters. The purpose of that report is solely to describe the scope of our testing of internal control over financial reporting and compliance and the results of that testing, and not to provide an opinion on the effectiveness of Eastern Shore of Virginia Broadband Authority's internal control over financial reporting or on compliance. That report is an integral part of an audit performed in accordance with *Government Auditing Standards* in considering Eastern Shore of Virginia Broadband Authority's internal control over financial reporting and compliance.

Robinson, Finner, Cox Associates

Richmond, Virginia
November 15, 2023

EASTERN SHORE OF VIRGINIA BROADBAND AUTHORITY
Management's Discussion and Analysis
Year Ended June 30, 2023

The following Management's Discussion and Analysis (MD&A) of the Eastern Shore of Virginia Broadband Authority financial performance provides the reader with an overview of the Authority financial statements for the fiscal year ended June 30, 2023.

Following this MD&A are the basic financial statements of the Authority. These financial statements should be read in conjunction with the notes to the financial statements, as the notes are an integral part of the financial statements.

OVERVIEW OF THE FINANCIAL STATEMENTS

The Authority presents three basic financial statements: a Statement of Net Position, a Statement of Revenues, Expenses and Changes in Net Position and a Statement of Cash Flows.

The Authority's financial position is measured in terms of assets owned, liabilities owed on the reporting date, and deferred inflows of revenue. This information is reported on the Statement of Net Position and reflects assets in relation to what was owed to suppliers, employees and other creditors. The excess of assets over our liabilities and deferred inflows of resources represents net position.

The financial results of the Authority's operating activities are reported in the Statement of Revenues, Expenses and Changes in Net Position.

The Statement of Cash Flows describes the flow of cash resources into the Authority from operating activities, capital grants and reimbursements and interest income and the out flows of cash to pay operating expenses, purchase capital equipment and to repay debt.

FINANCIAL SUMMARY

Financial Position: A summary of Authority's Statement of Net Position for the years ended June 30, 2023 and 2022 are presented below:

Statement of Financial Position

	2023	2022
Current assets	\$ 5,641,593	\$ 7,301,825
Capital assets less accumulated depreciation	25,367,733	18,663,481
Total assets	\$ 31,009,326	\$ 25,965,306
Current liabilities	\$ 1,916,368	\$ 3,288,676
Long-term liabilities	3,077,928	3,623,066
Total liabilities	\$ 4,994,296	\$ 6,911,742
Deferred inflows of resources	\$ 168,122	\$ 180,731
Net investment in capital assets	\$ 21,744,667	\$ 14,519,103
Unrestricted	4,102,241	4,353,730
Total net position	\$ 25,846,908	\$ 18,872,833

The net position of the Authority increased \$6,974,075 in 2023 compared to 2022.

Change in Net Position: A summary of the Authority’s Statement of Revenues, Expenses and Net Position for the years ended June 30, 2023 and 2022 are presented below:

**Statement of Revenues,
Expenses, and Changes in Net Position**

	<u>2023</u>	<u>2022</u>
Operating revenues	\$ 6,088,365	\$6,308,686
Operating expenses	<u>4,927,916</u>	<u>4,029,050</u>
Operating income (loss)	\$ 1,160,449	\$2,279,636
Nonoperating revenues (expenses)	<u>5,813,626</u>	<u>147,055</u>
Change in net position	<u><u>\$ 6,974,075</u></u>	<u><u>\$2,426,691</u></u>

Operating revenues represent the revenue received by the Authority by providing broadband services. Fee revenue decreased in fiscal year 2023 as compared to fiscal year 2022.

Increased service revenue led to increased operating expenses over the same two year period. The largest factors were increased payroll and depreciation.

Nonoperating revenues (expenses) consist of grants, connections, sale of supplies, interest income and interest expenses. The increase in nonoperating revenues in fiscal year 2023 when compared to fiscal year 2022 is due to the Authority recognizing \$3,241,468 federal grants and \$2,227,760 in local match contributions in 2023.

Cash Flows: A summary of the Authority’s Statement of Cash Flows for 2023 and 2022 are presented below:

Statement of Cash Flows

	<u>2023</u>	<u>2022</u>
Cash flows from operating activities	\$ 307,684	\$ 5,765,702
Cash flows from capital and related financing activities	(3,288,405)	(4,485,640)
Cash flows from investing activities	<u>8,159</u>	<u>1,430</u>
Net increase (decrease) in cash and cash equivalents	\$(2,972,562)	\$ 1,281,492
Cash and cash equivalents, beginning of year	<u>5,356,385</u>	<u>4,074,893</u>
Cash and cash equivalents, end of year	<u>\$ 2,383,823</u>	<u>\$ 5,356,385</u>

Cash flows from operating activities decreased by \$5,458,018 in 2023 over 2022. This is primarily the result of decrease in local match grant funds 2023.

Cash flows used for capital and related financing activities increased by \$1,197,235 in 2023 over 2022. This is primarily the result of an increase in network build-out related to the grant funds.

Cash flows used for investing activities increased by \$6,729 in 2023 over 2022.

Capital Assets and Debt Administration

Capital Assets

The Authority had \$25,367,733 in net capital assets at June 30, 2023 as compared to \$18,663,481 at June 30, 2022. Additions and adjustments to capital assets in the amount of \$8,248,413 in fiscal 2023 were more than depreciation in the amount of \$1,544,161 for the same period, thus having a \$6,704,252 on change in net position.

Long-term Obligations

The Authority issued a \$5,000,000 taxable revenue bond in 2018. \$3,261,000 was outstanding at June 30, 2023.

The Authority had two infrastructure leases outstanding at June 30, 2023. \$362,066 was outstanding as of June 30, 2023.

Request for Information

This financial report is designed to provide the citizen, clients and taxpayers a general overview of the financial operations of the Authority. Questions concerning this report or requests for additional financial information should be addressed in writing to the Executive Director, Eastern Shore of Virginia Broadband Authority, 4174 Lankford Highway, Exmore, Virginia 23350.

BASIC FINANCIAL STATEMENTS

Eastern Shore of Virginia Broadband Authority

Statement of Net Position
At June 30, 2023

ASSETS	<u>2023</u>
Current Assets:	
Cash and cash equivalents	\$ 2,383,823
Accounts receivable (net of allowance for uncollectible accounts of \$143,658)	272,643
Due from other governmental units	324,147
Inventory	2,562,920
Prepaid Items	<u>98,060</u>
Total current assets	\$ <u>5,641,593</u>
Capital Assets:	
Land and land rights	\$ 260,000
Other capital assets, less accumulated depreciation	<u>25,107,733</u>
Total capital assets, net	\$ <u>25,367,733</u>
Total assets	\$ <u>31,009,326</u>
 LIABILITIES	
Current Liabilities:	
Accounts payable	\$ 1,226,372
Interest payable	24,131
Customer overpayments	89,176
Other accrued current liabilities	31,551
Notes payable, current portion	485,000
Leases payable, current portion	<u>60,138</u>
Total current liabilities	\$ <u>1,916,368</u>
Long-term Liabilities:	
Notes payable, less current portion	\$ 2,776,000
Leases payable, less current portion	<u>301,928</u>
Total long-term liabilities	\$ <u>3,077,928</u>
Total liabilities	\$ <u>4,994,296</u>
 DEFERRED INFLOWS OF RESOURCES	
Deferred revenue - fiber construction	\$ <u>168,122</u>
 NET POSITION	
Net investment in capital assets	\$ 21,744,667
Unrestricted	<u>4,102,241</u>
Total net position	\$ <u><u>25,846,908</u></u>

The accompanying notes to financial statements are an integral part of this statement.

Eastern Shore of Virginia Broadband Authority

Statement of Revenues, Expenses and Changes in Net Position
For the Year Ended June 30, 2023

	<u>2023</u>
Operating revenues:	
Charge for broadband service	\$ 6,067,896
Miscellaneous	20,469
Total operating revenues	<u>\$ 6,088,365</u>
Operating expenses:	
Payroll	\$ 1,549,691
Professional fees	16,799
Sales and marketing	57,678
Advertising	2,647
Postage	7,095
Lease	24,100
Telephone	9,562
Hut maintenance and operations	58,519
Internet and third party charges for resale	457,492
Travel, conference, convention, meetings and staff development	18,663
Equipment and tools	7,433
Dues and subscriptions	3,167
Office	174,388
Vehicle	84,875
Insurance	975
Maintenance and repairs	89,965
Noncapital construction related charges	717,326
Bank fees	40,757
Bad debt	62,623
Depreciation	1,544,161
Total operating expenses	<u>\$ 4,927,916</u>
Operating income (loss)	<u>\$ 1,160,449</u>
Nonoperating revenues (expenses):	
Interest income	\$ 8,159
Federal revenue	3,241,468
Local contributions	2,227,760
Installations and sale of supplies	503,217
Interest expense	(166,978)
Total nonoperating revenues (expenses)	<u>\$ 5,813,626</u>
Change in net position	\$ 6,974,075
Net position at beginning of year	<u>18,872,833</u>
Net position at end of year	<u><u>\$ 25,846,908</u></u>

The accompanying notes to financial statements are an integral part of this statement.

Eastern Shore of Virginia Broadband Authority

Statement of Cash Flows
For the Year Ended June 30, 2023

	<u>2023</u>
Cash flows from operating activities:	
Cash received from operations	\$ 3,705,456
Cash payments to suppliers	(1,836,888)
Cash payments to and for employees	(1,560,884)
Net cash provided by (used for) operating activities	<u>\$ 307,684</u>
Cash flows from capital and related financing activities:	
State and federal government grants	\$ 2,917,321
Local contributions	2,227,760
Installations and sale of supplies	503,217
Principal paid on note payable	(464,000)
Principal paid on lease liability	(57,312)
Interest expense	(166,978)
Acquisition of capital assets	(8,248,413)
Net cash provided by (used for) capital and related financing activities	<u>\$ (3,288,405)</u>
Cash flows from investing activities:	
Interest income	\$ <u>8,159</u>
Net increase (decrease) in cash and cash equivalents	\$ (2,972,562)
Cash and cash equivalents, beginning of year	<u>5,356,385</u>
Cash and cash equivalents, end of year	<u><u>\$ 2,383,823</u></u>
Reconciliation of operating income (loss) to net cash provided by (used for) operating activities:	
Operating income (loss)	\$ 1,160,449
Adjustments to reconcile net cash provided by (used for) operating activities:	
Depreciation	1,544,161
Changes in assets, liabilities and deferred inflows:	
Accounts receivable	(5,283)
Inventory	(971,707)
Prepaid items	(11,193)
Interest payable	(3,704)
Accounts payable	974,342
Customer overpayments	(27,964)
Deferred inflows of resources	(12,609)
Unearned revenue	(2,337,053)
Other accrued liabilities	(1,755)
Net cash provided by (used for) operating activities	<u><u>\$ 307,684</u></u>

The accompanying notes to financial statements are an integral part of this statement.

Eastern Shore of Virginia Broadband Authority

Notes to Financial Statements

As of June 30, 2023

NOTE 1-SUMMARY OF SIGNIFICANT ACCOUNTING POLICIES:

A. Description and Purpose of Agency

Eastern Shore of Virginia Broadband Authority is a public body politic and corporate of the Commonwealth of Virginia formed under the Virginia Wireless Service Authorities Act, Chapter 54.1 §15.2-543.1.1 et seq. and by joint resolution of the counties of Accomack and Northampton. It is charged with providing the citizens and businesses of the Eastern Shore with a more efficient broadband telecommunications infrastructure.

The Authority constructed a fiber optic network running from Virginia Beach to the NASA Wallops location by installing a backbone fiber optic cable along the Eastern Shore. In addition, the Authority has also constructed distribution routes for communities on the Eastern Shore. The Authority network is open to qualified service providers of wireless, ISP, and telephone services.

B. Financial Reporting Entity

The Authority has determined that it is a related organization to the Counties of Accomack and Northampton. The Authority is a legally separate organization whose members are appointed by the Board of Supervisors of both localities. Since the Board of Supervisors of either locality cannot impose its will on the Authority and since there is no potential financial benefit or burden in the relationship, neither locality is financially accountable for the Authority. Accordingly, the Authority is not considered a component unit of either County.

C. Individual Component Unit Disclosures

Blended Component Units - The Authority has no blended component units.

Discretely Presented Component Units - The Authority has no discretely presented component units.

D. Basis of Accounting

Eastern Shore of Virginia Broadband Authority operates as an enterprise fund and its accounts are maintained on the accrual basis of accounting. Under this method, revenues are recognized when earned, and expenses are recorded as liabilities when incurred, without regard to receipt or payment of cash. The Authority accrues revenue for services rendered but not yet billed at the end of the fiscal year. The accompanying financial statements are prepared in accordance with pronouncements issued by the Governmental Accounting Standards Board. The principles prescribed by GASB represent generally accepted accounting principles applicable to governmental units.

The Authority distinguishes operating revenues and expenses from nonoperating items. Operating revenues and expenses generally result from providing services and producing and delivering goods in connection with the Authority's principal ongoing operations. Operating expenses include professional services, administrative expenses and internet access for resale. All revenues and expenses not meeting this definition are reported as nonoperating revenues and expenses.

E. Cash and Cash Equivalents

The Authority's cash and cash equivalents consist of demand deposits.

Eastern Shore of Virginia Broadband Authority

Notes to Financial Statements (Continued) As of June 30, 2023

NOTE 1-SUMMARY OF SIGNIFICANT ACCOUNTING POLICIES (Continued):

F. Capital Assets

Capital assets are tangible and intangible assets, which include property, plant, equipment, lease, and infrastructure assets (e.g., roads, bridges, sidewalks, and similar items), and are reported in the financial statements. Capital assets, except for infrastructure assets, are defined by the Authority as assets with an initial, individual cost of more than \$5,000 and an estimated useful life in excess of two years.

As the Authority constructs or acquires capital assets each period, including infrastructure assets, they are capitalized and reported at historical cost (except for intangible right-to-use lease assets, the measurement of which is discussed in more detail below). The reported value excludes normal maintenance and repairs, which are amounts spent in relation to capital assets that do not increase the asset's capacity or efficiency or increases its estimated useful life. Donated capital assets are recorded at acquisition value at the date of donation. Acquisition value is the price that would be paid to acquire an asset with equivalent service potential on the date of the donation. Intangible assets follow the same capitalization policies as tangible capital assets and are reported with tangible assets in the appropriate capital asset class.

Land and construction in progress are not depreciated. The other tangible and intangible property, plant equipment, lease assets, and infrastructure of the Authority are depreciated/amortized using the straight-line method over the following estimated useful lives:

<u>Assets</u>	<u>Years</u>
Office furniture	7
Software	3-5
Equipment	5
Vehicles	5
Lease infrastructure	5-9
Plant in service	5-20

G. Use of Estimates

The preparation of financial statements in conformity with generally accepted accounting principles requires management to make estimates and assumptions that affect certain reported amounts and disclosures. Accordingly, actual results could differ from those estimates.

H. Inventory

Inventory is valued at the lower of cost (first in, first out) or market. Inventory consists of electronics and cable typically used in a broadband system. Costs are recorded as an expense at the time the inventory items are consumed.

NOTE 1-SUMMARY OF SIGNIFICANT ACCOUNTING POLICIES (Continued):

I. Net Position

Net position is the difference between a) assets and deferred outflows of resources and b) liabilities and deferred inflows of resources. Net investment in capital assets represents capital assets, less accumulated depreciation, less any outstanding debt related to the acquisition, construction or improvement of those assets. Deferred outflows of resources and deferred inflows of resources that are attributable to the acquisition, construction, or improvement of those assets or related debt are also included in this component of net position.

J. Net Position Flow Assumption

Sometimes the Authority will fund outlays for a particular purpose from both restricted (e.g. restricted bond or grant proceeds) and unrestricted resources. In order to calculate the amounts to report as restricted net position and unrestricted net position in the financial statements, a flow assumption must be made about the order in which the resources are considered to be applied. It is the Authority's policy to consider restricted net position to have been depleted before unrestricted net position is applied.

K. Deferred Outflow/Inflows of Resources

In addition to assets, the statement of financial position includes a separate section for deferred outflows or resources. Deferred outflows of resources represent a consumption of net assets that applies to future period(s) and so will *not* be recognized as an outflow of resources (expense) until then. The Authority does not have any deferred outflows of resources as of June 30, 2023.

In addition to liabilities, the statement of financial position includes a separate section for deferred inflows of resources. Deferred inflows of resources, represent an acquisition of net assets that applies to a future period(s) and so will not be recognized as an inflow of resources (revenue) until that time. The Authority has \$168,122 of deferred inflows of resources as of June 30, 2023 related to fiber network construction for Charter Communications.

L. Leases

The Authority has various lease assets requiring recognition. A lease is a contract that conveys control of the right to use another entity's nonfinancial asset. Lease recognition does not apply to short-term leases, contracts that transfer ownership, leases of assets that are investments, or certain regulated leases.

NOTE 1-SUMMARY OF SIGNIFICANT ACCOUNTING POLICIES (Continued):

L. Leases (Continued)

Lessee

The Authority recognizes lease liabilities and intangible right-to-use lease assets (lease assets) with an initial value of \$5,000, individually or in the aggregate in the government-wide financial statements. At the commencement of the lease, the lease liability is measured at the present value of payments expected to be made during the lease term (less any lease incentives). The lease liability is reduced by the principal portion of payments made. The lease asset is measured at the initial amount of the lease liability, plus any payments made to the lessor at or before the commencement of the lease term and certain direct costs. The lease asset is amortized over the shorter of the lease term or the useful life of the underlying asset.

Key Estimates and Judgments

Lease accounting includes estimates and judgments for determining the (1) rate used to discount the expected lease payments to present value, (2) lease term, and (3) lease payments.

- The Authority uses the interest rate stated in lease contracts. When the interest rate is not provided or the implicit rate cannot be readily determined, the Authority uses its estimated incremental borrowing rate as the discount rate for leases and subscriptions.
- The lease terms include the noncancellable period of the lease and certain periods covered by options to extend to reflect how long the lease is expected to be in effect, with terms and conditions varying by the type of underlying asset.
- Fixed and certain variable payments as well as lease incentives and certain other payments are included in the measurement of the lease liability.

The Authority monitors changes in circumstances that would require a remeasurement or modification of its leases. The Authority will remeasure the lease asset and liability if certain changes occur that are expected to significantly affect the amount of the lease receivable or lease liability.

NOTE 2-DEPOSITS AND INVESTMENTS:

Deposits

Deposits with banks are covered by the Federal Deposit Insurance Corporation (FDIC) and collateralized in accordance with the Virginia Security for Public Deposits Act (the "Act") Section 2.2-4400 et. Seq. of the Code of Virginia. Under the Act, banks and savings institutions holding public deposits in excess of the amount insured by the FDIC must pledge collateral to the Commonwealth of Virginia Treasury Board. Financial Institutions may choose between two collateralization methodologies and depending upon that choice, will pledge collateral that ranges in the amounts from 50% to 130% of excess deposits. Accordingly, all deposits are considered fully collateralized.

Eastern Shore of Virginia Broadband Authority

Notes to Financial Statements (Continued)

As of June 30, 2023

NOTE 2-DEPOSITS AND INVESTMENTS (CONTINUED):

Investments

Statutes authorize the Authority to invest in obligations of the United States or agencies thereof, obligations of the Commonwealth of Virginia or political subdivisions thereof, obligations of the International Bank for Reconstruction and Development (World Bank), the Asian Development Bank, the African Development Bank, “prime quality” commercial paper that has received at least two of the following ratings: P-1 by Moody’s Investors Service, Inc.; A-1 by Standard & Poor’s; or F1 by Fitch Ratings, Inc. (Section 2.2-4502, banker’s acceptances, repurchase agreements and the State Treasurer’s Local Government Investment Pool (LGIP)).

The Authority had no investments at June 30, 2023.

NOTE 3-CONTINGENT LIABILITIES:

The grant agreement the Authority entered into with the Economic Development Administration (EDA) for construction of the fiber optic backbone provides for repayment of federal grant funds to the EDA should the network ever be disposed of, encumbered or alienated in any manner, or is no longer used for the authorized purpose of the award during the project’s estimated useful life without written approval of the EDA.

The remainder of this page left blank intentionally.

Eastern Shore of Virginia Broadband Authority

Notes to Financial Statements (Continued)
As of June 30, 2023

NOTE 4-CAPITAL ASSETS:

The following is a summary of changes in capital assets for the fiscal year ended June 30, 2023:

	Balance July 1, 2022	Additions	Deletions	Balance June 30, 2023
Capital assets not subject to depreciation:				
Land and land rights	\$ 260,000	\$ -	\$ -	\$ 260,000
Total capital assets not subject to depreciator	<u>\$ 260,000</u>	<u>\$ -</u>	<u>\$ -</u>	<u>\$ 260,000</u>
Capital assets subject to depreciation:				
Office furniture	\$ 42,728	\$ -	\$ -	\$ 42,728
Software	64,303	-	-	64,303
Equipment	307,721	12,022	-	319,743
Vehicles	521,524	226,971	-	748,495
Lease infrastructure	473,948	-	-	473,948
Plant in service	26,846,714	8,009,420	-	34,856,134
Total capital assets subject to depreciation	<u>\$ 28,256,938</u>	<u>\$ 8,248,413</u>	<u>\$ -</u>	<u>\$ 36,505,351</u>
Accumulated depreciation:				
Office furniture and equipment	\$ 26,865	\$ 3,966	\$ -	\$ 30,831
Software	64,303	-	-	64,303
Other equipment	165,612	50,804	-	216,416
Vehicles	381,137	29,172	-	410,309
Lease infrastructure	55,440	55,440	-	110,880
Plant in service	9,160,100	1,404,779	-	10,564,879
Total accumulated depreciaiton	<u>\$ 9,853,457</u>	<u>\$ 1,544,161</u>	<u>\$ -</u>	<u>\$ 11,397,618</u>
Total capital assets subject to depreciation, net	<u>\$ 18,403,481</u>	<u>\$ 6,704,252</u>	<u>\$ -</u>	<u>\$ 25,107,733</u>
Net capital assets	<u>\$ 18,663,481</u>	<u>\$ 6,704,252</u>	<u>\$ -</u>	<u>\$ 25,367,733</u>

NOTE 5-LINE OF CREDIT:

The Authority has a line of credit with BB&T in the amount of \$750,000. As of June 30, 2023, amount of unused line of credit was \$750,000. The line of credit expires on May 5, 2024 and accrues interest at the bank's prime rate minus 0.25%.

Eastern Shore of Virginia Broadband Authority

Notes to Financial Statements (Continued)
As of June 30, 2023

NOTE 6-LITIGATION:

There were no matters of litigation involving the Authority which would materially affect the Authority's financial position should any court decisions on pending matters not be favorable to the Authority.

NOTE 7-LONG-TERM OBLIGATIONS:

A summary of long-term obligation transactions for the year ended June 30, 2023 is as follows:

	Balance at July 1, 2022	Increases	Decreases	Balance at June 30, 2022	Amounts Due Within One Year
Note payable from direct borrowing	\$ 3,725,000	\$ -	\$ 464,000	\$ 3,261,000	\$ 485,000
Lease liabilities	419,378	-	57,312	362,066	60,138
Total	<u>\$ 4,144,378</u>	<u>\$ -</u>	<u>\$ 521,312</u>	<u>\$ 3,623,066</u>	<u>\$ 545,138</u>

Total Amount Due	Amount Due Within One Year
---------------------	-------------------------------

Details of long-term obligations:

Note payable from direct borrowing:

\$5,000,000 taxable revenue bond, Series 2018, issued October 29, 2018 due on varying installments of principal plus interest through November 1, 2028, interest at 4.44%.

\$ 3,261,000	\$ 485,000
--------------	------------

Lease liabilities:

\$442,685 CBBT infrastructure lease, due in annual installments of \$62,400 through April 2029, interest at 2.75%.

\$ 340,852	\$ 53,027
------------	-----------

\$31,263 warehouse infrastructure lease, due in variable monthly installments through January 2026, interest at 3.25%.

21,214	7,111
--------	-------

Total lease liabilities

362,066	60,138
---------	--------

Total long-term obligations

<u>\$ 3,623,066</u>	<u>\$ 545,138</u>
---------------------	-------------------

Annual requirements to amortize long-term obligations and the related interest are as follows:

Year Ending June 30,	Note Payable from Direct Borrowing		Lease Laibilities	
	Principal	Interest	Principal	Interest
2024	\$ 485,000	\$ 134,021	\$ 60,138	\$ 9,962
2025	507,000	111,999	63,049	8,251
2026	530,000	88,978	61,523	6,477
2027	554,000	64,913	57,523	4,877
2028	579,000	39,760	59,105	3,295
2029	606,000	13,453	60,728	1,670
Total	<u>\$ 3,261,000</u>	<u>\$ 453,124</u>	<u>\$ 362,066</u>	<u>\$ 34,532</u>

Eastern Shore of Virginia Broadband Authority

Notes to Financial Statements (Continued) As of June 30, 2023

NOTE 8-RISK MANAGEMENT:

The Authority participates in the Virginia Association of Counties Group Self Insurance for public official's general liability, property, crime insurance coverage and workers' compensation. Coverage for these items varies from \$5,000 to \$5,000,000.

NOTE 9—UPCOMING PRONOUNCEMENTS:

Statement No. 99, *Omnibus 2023*, enhances the comparability in accounting and financial reporting and improves the consistency of authoritative literature by addressing (1) practice issues that have been identified during implementation and application of certain GASB Statements and (2) accounting and financial reporting for financial guarantees. The effective dates differ based on the requirements of the Statement, ranging from April 2023 to reporting periods beginning after June 15, 2023.

Statement No. 100, *Accounting Changes and Error Corrections* - an amendment of GASB Statement No. 62, enhances accounting and financial reporting requirements for accounting changes and error corrections to provide more understandable, reliable, relevant, consistent, and comparable information for making decisions or assessing accountability. The requirements of this Statement are effective for reporting periods beginning after June 15, 2023.

Statement No. 101, *Compensated Absences*, updates the recognition and measurement guidance for compensated absences. It aligns the recognition and measurement guidance under a unified model and amends certain previously required disclosures. The requirements of this Statement are effective for reporting periods beginning after December 15, 2023.

Implementation Guide No. 2021-1, *Implementation Guidance Update—2021*, with dates ranging from reporting periods beginning after June 15, 2023 to reporting periods beginning after June 15, 2023.

Implementation Guide No. 2023-1, *Implementation Guidance Update—2023*, effective for fiscal years beginning after June 15, 2023.

Management is currently evaluating the impact these standards will have on the financial statements when adopted.

COMPLIANCE SECTION



**Independent Auditors' Report on Internal Control over Financial Reporting and on Compliance
and Other Matters Based on an Audit of Financial Statements Performed
In Accordance with *Government Auditing Standards***

**To the Honorable Members of the Board of Directors
Eastern Shore of Virginia Broadband Authority
Exmore, Virginia**

We have audited, in accordance with the auditing standards generally accepted in the United States of America; the standards applicable to financial audits contained in *Government Auditing Standards* issued by the Comptroller General of the United States; and the *Specifications for Audits of Authorities, Boards, and Commissions*, issued by the Auditor of Public Accounts of the Commonwealth of Virginia, the financial statements of the business-type activities of Eastern Shore of Virginia Broadband Authority as of and for the year ended June 30, 2023 and the related notes to the financial statements, which collectively comprise Eastern Shore of Virginia Broadband Authority's basic financial statements and have issued our report thereon dated November 15, 2023.

Report on Internal Control over Financial Reporting

In planning and performing our audit of the financial statements, we considered Eastern Shore of Virginia Broadband Authority's internal control over financial reporting (internal control) as a basis for designing audit procedures that are appropriate in the circumstances for the purpose of expressing our opinion on the financial statements, but not for the purpose of expressing an opinion on the effectiveness of Eastern Shore of Virginia Broadband Authority's internal control. Accordingly, we do not express an opinion on the effectiveness of Eastern Shore of Virginia Broadband Authority's internal control.

A *deficiency in internal control* exists when the design or operation of a control does not allow management or employees, in the normal course of performing their assigned functions, to prevent, or detect and correct, misstatements on a timely basis. A *material weakness* is a deficiency, or a combination of deficiencies, in internal control such that there is a reasonable possibility that a material misstatement of the entity's financial statements will not be prevented, or detected and corrected on a timely basis. A *significant deficiency* is a deficiency, or a combination of deficiencies, in internal control that is less severe than a material weakness, yet important enough to merit attention by those charged with governance.

Our consideration of internal control was for the limited purpose described in the first paragraph of this section and was not designed to identify all deficiencies in internal control that might be material weaknesses or significant deficiencies. Given these limitations, during our audit we did not identify any deficiencies in internal control that we consider to be material weaknesses. However, material weaknesses or significant deficiencies may exist that were not identified.

Report on Compliance and Other Matters

As part of obtaining reasonable assurance about whether Eastern Shore of Virginia Broadband Authority's financial statements are free from material misstatement, we performed tests of its compliance with certain provisions of laws, regulations, contracts, and grant agreements, noncompliance with which could have a direct and material effect on the financial statements. However, providing an opinion on compliance with those provisions was not an objective of our audit, and accordingly, we do not express such an opinion. The results of our tests disclosed no instances of noncompliance or other matters that are required to be reported under *Government Auditing Standards*.

Purpose of this Report

The purpose of this report is solely to describe the scope of our testing of internal control and compliance and the results of that testing, and not to provide an opinion on the effectiveness of the entity's internal control or on compliance. This report is an integral part of an audit performed in accordance with *Government Auditing Standards* in considering the entity's internal control and compliance. Accordingly, this communication is not suitable for any other purpose.

Robinson, Fournier, Cox Associates

Richmond, Virginia
November 15, 2023



**Independent Auditors' Report on Compliance for Each Major Program and on
Internal Control over Compliance Required by the Uniform Guidance**

To the Honorable Members of the Board of Directors
Eastern Shore of Virginia Broadband Authority
Exmore, Virginia

Report on Compliance for Each Major Federal Program

Opinion on Each Major Federal Program

We have audited Eastern Shore of Virginia Broadband Authority's compliance with the types of compliance requirements identified as subject to audit in the OMB Compliance Supplement that could have a direct and material effect on each of Eastern Shore of Virginia Broadband Authority's major federal programs for the year ended June 30, 2023. Eastern Shore of Virginia Broadband Authority's major federal programs are identified in the summary of auditors' results section of the accompanying schedule of findings and questioned costs.

In our opinion, Eastern Shore of Virginia Broadband Authority complied, in all material respects, with the compliance requirements referred to above that could have a direct and material effect on each of its major federal programs for the year ended June 30, 2023.

Basis for Opinion on Each Major Federal Program

We conducted our audit of compliance in accordance with auditing standards generally accepted in the United States of America; the standards applicable to financial audits contained in *Government Auditing Standards*, issued by the Comptroller General of the United States; and the audit requirements of Title 2 U.S. Code of Federal Regulations Part 200, *Uniform Administrative Requirements, Cost Principles, and Audit Requirements for Federal Awards* (Uniform Guidance). Our responsibilities under those standards and the Uniform Guidance are further described in the Auditors' Responsibilities for the Audit of Compliance section of our report.

We are required to be independent of Eastern Shore of Virginia Broadband Authority and to meet our other ethical responsibilities, in accordance with relevant ethical requirements relating to our audit. We believe that the audit evidence we have obtained is sufficient and appropriate to provide a basis for our opinion on compliance for each major federal program. Our audit does not provide a legal determination of Eastern Shore of Virginia Broadband Authority's compliance with the compliance requirements referred to above.

Responsibilities of Management for Compliance

Management is responsible for compliance with the requirements referred to above and for the design, implementation, and maintenance of effective internal control over compliance with the requirements of laws, statutes, regulations, rules, and provisions of contracts or grant agreements applicable to Eastern Shore of Virginia Broadband Authority's federal programs.

Auditors' Responsibilities for the Audit of Compliance

Our objectives are to obtain reasonable assurance about whether material noncompliance with the compliance requirements referred to above occurred, whether due to fraud or error, and express an opinion on Eastern Shore of Virginia Broadband Authority's compliance based on our audit. Reasonable assurance is a high level of assurance but is not absolute assurance and therefore is not a guarantee that an audit conducted in accordance with generally accepted auditing standards, *Government Auditing Standards*, and the Uniform Guidance will always detect material noncompliance when it exists. The risk of not detecting material noncompliance resulting from fraud is higher than for that resulting from error, as fraud may involve collusion, forgery, intentional omissions, misrepresentations, or the override of internal control. Noncompliance with the compliance requirements referred to above is considered material if there is a substantial likelihood that, individually or in the aggregate, it would influence the judgment made by a reasonable user of the report on compliance about Eastern Shore of Virginia Broadband Authority's compliance with the requirements of each major federal program as a whole.

In performing an audit in accordance with generally accepted auditing standards, *Government Auditing Standards*, and the Uniform Guidance, we:

- Exercise professional judgment and maintain professional skepticism throughout the audit.
- Identify and assess the risks of material noncompliance, whether due to fraud or error, and design and perform audit procedures responsive to those risks. Such procedures include examining, on a test basis, evidence regarding Eastern Shore of Virginia Broadband Authority's compliance with the compliance requirements referred to above and performing such other procedures as we considered necessary in the circumstances.
- Obtain an understanding of Eastern Shore of Virginia Broadband Authority's internal control over compliance relevant to the audit in order to design audit procedures that are appropriate in the circumstances and to test and report on internal control over compliance in accordance with the Uniform Guidance, but not for the purpose of expressing an opinion on the effectiveness of Eastern Shore of Virginia Broadband Authority's internal control over compliance. Accordingly, no such opinion is expressed.

We are required to communicate with those charged with governance regarding, among other matters, the planned scope and timing of the audit and any significant deficiencies and material weaknesses in internal control over compliance that we identified during the audit.

Report on Internal Control over Compliance

A deficiency in internal control over compliance exists when the design or operation of a control over compliance does not allow management or employees, in the normal course of performing their assigned functions, to prevent, or detect and correct, noncompliance with a type of compliance requirement of a federal program on a timely basis. *A material weakness in internal control over compliance* is a deficiency, or a combination of deficiencies, in internal control over compliance, such that there is a reasonable possibility that material noncompliance with a type of compliance requirement of a federal program will not be prevented, or detected and corrected, on a timely basis. *A significant deficiency in internal control over compliance* is a deficiency, or a combination of deficiencies, in internal control over compliance with a type of compliance requirement of a federal program that is less severe than a material weakness in internal control over compliance, yet important enough to merit attention by those charged with governance.

Our consideration of internal control over compliance was for the limited purpose described in the Auditors' Responsibilities for the Audit of Compliance section above and was not designed to identify all deficiencies in internal control over compliance that might be material weaknesses or significant deficiencies in internal control over compliance. Given these limitations, during our audit we did not identify any deficiencies in internal control over compliance that we consider to be material weaknesses, as defined above. However, material weaknesses or significant deficiencies in internal control over compliance may exist that were not identified.

Report on Internal Control over Compliance (Continued)

Our audit was not designed for the purpose of expressing an opinion on the effectiveness of internal control over compliance. Accordingly, no such opinion is expressed.

The purpose of this report on internal control over compliance is solely to describe the scope of our testing of internal control over compliance and the results of that testing based on the requirements of the Uniform Guidance. Accordingly, this report is not suitable for any other purpose.

Robinson, Fennell, Cox Associates

Richmond, Virginia
November 15, 2023

Eastern Shore of Virginia Broadband Authority

Schedule of Expenditures of Federal Awards
Year Ended June 30, 2023

Federal Grantor/ State Pass-Through Grantor/ Program or Cluster Title	Assistance Listing Number	Pass-Through Entity Identifying Number	Total Federal Expenditures
Department of Treasury: Pass Through Payments: Department of Housing and Community Development: COVID-19 - Coronavirus State and Local Fiscal Recovery Funds	21.027	unavailable	\$ <u>3,241,468</u>
Total Expenditures of Federal Awards			\$ <u><u>3,241,468</u></u>

See accompanying notes to schedule of expenditures of federal awards.

Eastern Shore of Virginia Broadband Authority

Notes to Schedule of Expenditures of Federal Awards Year Ended June 30, 2023

Note A - Basis of Presentation

The accompanying schedule of expenditures of federal awards (the Schedule) includes the federal award activity of Eastern Shore of Virginia Broadband Authority under programs of the federal government for the year ended June 30, 2023. The information in this Schedule is presented in accordance with the requirements of Title 2 U.S. *Code of Federal Regulations* Part 200, *Uniform Administrative Requirements, Cost Principles and Audit Requirements for Federal Awards* (Uniform Guidance). Because the Schedule presents only a selected portion of the operations of Eastern Shore of Virginia Broadband Authority, it is not intended to and does not present the financial position, changes in net position, or cash flows of Eastern Shore of Virginia Broadband Authority.

Note B - Summary of Significant Accounting Policies

(1) Expenditures reported on the Schedule are reported on the accrual basis of accounting. Such expenditures are recognized following the cost principles contained in the Uniform Guidance, wherein certain types of expenditures are not allowable or are limited as to reimbursement.

(2) Pass-through entity identifying numbers are presented where available.

(3) The Board did not elect to use the 10-percent de minimis indirect cost rate allowed under Uniform Guidance.

Note C - Subrecipients

No awards were passed through to subrecipients.

Eastern Shore of Virginia Broadband Authority

Schedule of Findings and Questioned Costs
Year Ended June 30, 2023

Section I - Summary of Auditors' Results

Financial Statements

Type of auditors' report issued:	Unmodified
Internal control over financial reporting:	
Material weakness(es) identified?	No
Significant deficiency(ies) identified?	None reported
Noncompliance material to financial statements noted?	No

Federal Awards

Internal control over major programs:	
Material weakness(es) identified?	No
Significant deficiency(ies) identified?	None reported
Type of auditors' report issued on compliance for major programs:	Unmodified
Any audit findings disclosed that are required to be reported in accordance with 2 CFR Section 200.516(a)?	No

Identification of major programs:

Assistance Listing #	Name of Federal Program or Cluster
21.027	Coronavirus State and Local Relief Funds

Dollar threshold used to distinguish between Type A and Type B programs	\$750,000
Auditee qualified as low-risk auditee?	No

Section II - Financial Statement Findings

None

Section III - Federal Award Findings and Questioned Costs

None