

**Regular Meeting of the Board of Directors of the
Eastern Shore Broadband Authority
November 30th, 2023
2:00 p.m. at 4174 Lankford Hwy, Exmore, VA 23350**

AGENDA

- 1. Call to Order**
- 2. Agenda Adoption**
- 3. Public Comment**
- 4. Approval of Minutes**
- 5. System Status & Build Report**
- 6. Old Business**
 - a. VATI FY22 Report**
- 7. New Business**
 - a. Discuss setting a rate hearing**
 - b. Discuss 2024 Board Calendar**
 - c. VATI FY24 application & BEAD update**
- 8. Treasurers Report**
- 9. Closed Session**
 - a. Contracted Revenue** (Section 2.2-3711 Paragraph 33) ⁽¹⁾
 - b. Personnel Discussion** (Section 2.2-3711 Paragraph 1) ⁽²⁾
 - c. Review of Competitive Position and Strategy** (Section 2.2-3711 Paragraph 33) ⁽¹⁾
 - d. New Business Opportunities** (Section 2.2-3711 Paragraph 33) ⁽¹⁾
- 10. Board Comments**
- 11. Adjournment**

Next Board Regular Meeting: January 25th, 2024

1. Closed Session: Section 2.2-3711 of the Code of Virginia of 1950, as amended; Paragraph 33: Discussion or consideration by a local authority created in accordance with the Virginia Wireless Service Authorities Act (§ 15.2-5431.1 et seq.) of confidential proprietary records and trade secrets excluded from this chapter pursuant to subdivision 19 of § 2.2-3705.6.

2. Closed Session: Section 2.2-3711 of the Code of Virginia of 1950, as amended; (A) Paragraph 1. Discussion, consideration, or interviews of prospective candidates for employment; assignment, appointment, promotion, performance, demotion, salaries, disciplining, or resignation of specific public officers, appointees, or employees of any public body.

MINUTES

Regular Meeting of the Board of Directors of the Eastern Shore of Virginia Broadband Authority

September 21, 2023

Board members in attendance were: Elaine Meil, John Reiter, Charles Kolakowski, Kelvin Pettit, and Mike Mason

ESVBA management participating in the meeting who were in attendance: Robert Bridgham and Leah Hoopes (Secretary)

Members of the public attending were: Mike Zodun

Mr. Reiter called the meeting to order at 2:02 pm.

AGENDA ADOPTION

Mr. Mason moved to approve the agenda. Mr. Kolakowski seconded. Motion passed unopposed.

PUBLIC COMMENT

None

REVIEW OF MINUTES

Mr. Mason moved to approve the Regular Board Meeting Minutes from July. Mr. Pettit seconded. Motion passed unopposed.

SYSTEM STATUS & BUILD REPORT

1. WiFi Hotspots- There are currently 27 of the 28 hotspots in service. Ebenezer Church is still offline.
2. Residential Broadband- Mr. Bridgham reported that the Authority has 3375 active residential customers. He stated that there are 80 customers in service in Harborton, 33 in Bobtown,

188 in Church Neck, 67 in Sanford, 45 on Cheapside, 4 on Cobbs Station, 106 in Accomac, 9 in Townsend, 435 in Greenbackville, 75 in Atlantic, 83 in Wattsville/Horntown, 112 in Oak Hall, 115 in Hallwood, 82 in Painter/Quinby, 113 in Eastville, 128 in Nassawadox, 8 in Oyster, 308 in Exmore, 111 in Belle Haven, 42 in Cheriton, 45 in Wachapreague, 449 in Onancock, 343 in Cape Charles, 181 in Parksley, 4 in Nocks Landing, 44 in Saxis, 30 on Chincoteague, and 135 on Tangier. The Authority hit 112 installs for the first time.

3. WISP EVPL Program- Mr. Bridgham informed the BOD that there are still 59 sites are in service.
4. Microcommunity Program- There are 42 communities that are in service and 2 new communities that are interested.
5. USDA Bailey Neck & Mt Nebo CDF- The ESVBA submitted all requisite documents and filings as of 9/13/23 and are awaiting USDA to review and either draft a contract for review or inquire about the filings. Mr. Bridgham stated that there are about 100 homes and about 90 of them will be aerial.
6. Assistance Programs- Mr. Bridgham presented a report showing details for all of the assistance programs. The ACP had 136 subscribers in the month of September.

OLD BUSINESS

- a. VATI FY22 Report – Mr. Bridgham provided a report for the board on the VATI update showing the progress in each area. The state agreed to extend the deadline for special construction for another year.

NEW BUSINESS

- a. VATI FY24 application & BEAD update – The ESVBA will be submitting applications for both BEAD and VATI24. There is no information yet on when BEAD will open or close. The state still has not set a date for when they will be awarding the VATI grant but the due date for the application is 12/19 and requires a 20% match.

Mr. Mason authorized the Authority to apply for VATI24. Mr. Kolakowski seconded. Motion passed unopposed.

Mr. Pettit authorized the Authority to ask the counties for commitment letters for the required match for VATI and BEAD. Ms. Meil seconded. Motion passed unopposed.

TREASURER'S REPORT

N/A

BOARD COMMENTS

N/A

ADJOURNMENT


The meeting was adjourned at 2:46pm.

These minutes were approved at the _____ meeting of the Board of Directors of ESVBA.

Presiding Officer

Copy teste:

Leah Hoopes, Secretary



Status Report November 2023

Status Report Topics

1. WiFi Hotspots
2. Residential Broadband
3. WISP EVPL Program
4. Microcommunity Program
5. USDA Bailey Neck & Mt. Nebo CDF
6. Assistance Programs

WiFi Hotspots

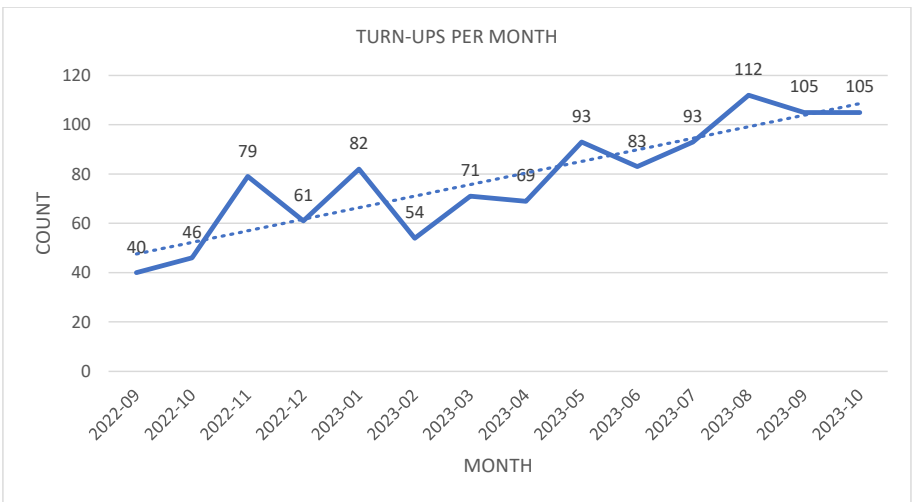
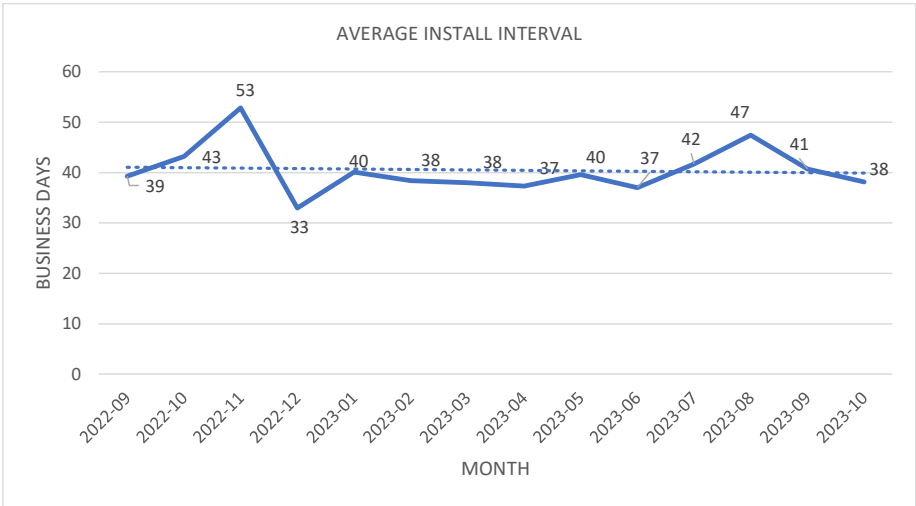
- 27 of 28 WiFi Hotspots online. Ebenezer Church is still offline without any point of contact to repair the downed node.

Residential Broadband

Residential Report as of 11/17/2023

Area	Date Opened	# of Servicable Homes (5/15/23)	Number of Active Circuits	% Active Customers	Number of Signed customers pending construction	% Signed awaiting install	Combined Take Rate (active + signed)	Number of customers with contracts	% Awaiting cust signature
Harborton	Nov-16	284	86	30.28%	1	0.35%	30.63%	1	0.35%
Bobtown/Pungoteague/Keller	Mar-17	1048	32	3.05%	0	0.00%	3.05%	0	0.00%
Church Neck	Mar-17	352	197	55.97%	4	1.14%	57.10%	1	0.28%
Sanford	Dec-17	481	67	13.93%	0	0.00%	13.93%	1	0.21%
Cheapside	Dec-17	467	47	10.06%	0	0.00%	10.06%	1	0.21%
Cobbs Station	Dec-17	150	4	2.67%	0	0.00%	2.67%	0	0.00%
Accomac	Dec-17	736	106	14.40%	0	0.00%	14.40%	1	0.14%
Townsend/Latimer Siding	Jan-18	337	9	2.67%	0	0.00%	2.67%	2	0.59%
Greenbackville	Jan-18	891	538	60.38%	83	9.32%	69.70%	7	0.79%
Atlantic	Mar-18	475	77	16.21%	2	0.42%	16.63%	0	0.00%
Wattsville-Horntown	Mar-18	523	82	15.68%	0	0.00%	15.68%	0	0.00%
Oak Hall	May-18	454	127	27.97%	7	1.54%	29.52%	2	0.44%
Hallwood	May-18	1183	117	9.89%	0	0.00%	9.89%	0	0.00%
Quinby/Painter	Jun-18	528	85	16.10%	1	0.19%	16.29%	1	0.19%
Eastville	Jun-18	618	115	18.61%	2	0.32%	18.93%	0	0.00%
Nassawadox	Aug-18	710	140	19.72%	5	0.70%	20.42%	2	0.28%
Oyster	Aug-18	84	8	9.52%	0	0.00%	9.52%	0	0.00%
Exmore	Sep-18	1816	323	17.79%	22	1.21%	19.00%	8	0.44%
Belle Haven	Sep-18	775	118	15.23%	4	0.52%	15.74%	2	0.26%
Cheriton	Oct-18	435	41	9.43%	1	0.23%	9.66%	0	0.00%
Wachapreague	Oct-18	305	47	15.41%	2	0.66%	16.07%	1	0.33%
Onancock	Nov-18	2174	468	21.53%	5	0.23%	21.76%	1	0.05%
Cape Charles	Nov-18	1232	386	31.33%	22	1.79%	33.12%	1	0.08%
Parksley	Jan-19	1576	181	11.48%	3	0.19%	11.68%	1	0.06%
Nocks Landing	Jan-19	168	4	2.38%	0	0.00%	2.38%	0	0.00%
Chincoteague	Jan-19	5109	31	0.61%	1	0.02%	0.63%	0	0.00%
Saxis	May-20	249	46	18.47%	0	0.00%	18.47%	0	0.00%
Tangier	May-21	338	134	39.64%	3	0.89%	40.53%	1	0.30%

Totals: 23,498 3,616 168 34



WISP EVPL Program

- Fifty-nine (59) sites in service and operational!

Microcommunity Program

- There now 42 microcommunities in-service and operational. Two new micros have been submitted and are being evaluated by their perspective communities.

USDA Bailey Neck & Mt. Nebo CDF

- The ESVBA submitted all requisite documents and filings as of 9/13. We met with USDA to review open documents and they confirmed our final paperwork. It was approved by the program manager and we are awaiting the contract still.

Assistance Programs

ESVBA Assistance Programs Report

November-23

ESVBA Installation Assistance Program (IAP)

Active in 2021 and funded with \$189k

Number of subs enrolled:	98
Total funding from program:	<u>\$ 29,390</u>
Average Assistance / Sub:	<u>\$ 299.90</u>

Accomack Installation Assistance Program (IAP)

Active in 2021 and funded with \$50k

Number of subs enrolled:	0
Total funding from program:	<u>\$ -</u>
Average Assistance / Sub:	<u>\$ -</u>

DHCD Line Extension Cust Assistance Program (LECAP)

Active as of: June 2022

Number of subs enrolled:	4
Total funding from program:	<u>\$ 24,784</u>
Average Assistance / Sub:	<u>\$ 6,196</u>

ESVBA VATI FY22 Special Assistance


Active as of: June 2022 and funded with \$2.44M

Number of subs enrolled:	134
Total funding from program:	<u>\$ 462,620</u>
Average Assistance / Sub:	<u>\$ 3,452</u>

FCC ACP Program

Number of subs enrolled:	135
Previous month's savings	<u>\$ 3,966</u>

Total # of ESVBA Subscribers Assisted:	<u>371</u>
Total Assistive Funding Rendered:	<u>\$ 516,794</u>



VATI FY22 Status November '23

AREA 1- Greenbackville/ Capt Cove

- All of Captain's cove placed, only splicing remaining.
- Red Hills is the only other remaining placing, working with ANEC

Area 2- Sign Post

- All placing on North side, still working on a few segments off of Fleming Rd.

Area 3- Sanford/Saxis

- Complete

Area 4- Western Accomack Co.

- Active splicing at this time.
- Bad poles along Savannah and Cattail. ANEC to start replacement construction this week.

Area 5- Hacksneck/Harborton

- Completed

Area 6- Coal Kiln Wachapreague

- Aerial 80% placed, needed a few changes to engineering.

Area 7- Quinby and Upshurs Neck

- ANEC has to do some tree trimming.
- Aerial build 95% complete
- Underground pathway 85% complete except Upshurs Neck path

Area 8- Occohannock

- Few spans that were awaiting crops are now being placed. Aerial placing 90% complete.
- Wolf has been working on the bulk splicing in this area.

Area 9- Birdsnest

- Aerial 95% complete excluding some tree trimming, underground placing 100%
- Ready for bulk splicing

Area 10- Cape Charles

- Complete

Area 11- Seaview

- Placing complete, few remaining splices


Area 13- Arlington

- Complete

Area 14- Kiptopeke

- Complete

Overall the project is 76% complete build.



Subscriber Update

The ESVBA had constructed 1,002,158ft (~189miles) of usable fiber in the VATI FY22 area. This footage has provided for coverage of 5,942 (3,038 in Accomack and 2,904 in Northampton) homes that now currently have broadband coverage. In this same area, we currently have 777 active subscribers (531 in Accomack and 246 in Northampton) that are in-service and using the network.

Financial Update

As of November, the ESVBA had expended \$6,876,690 in funds that have been remitted to the state. Of that, we have received \$5,187,553 due to a 10% retainage that the state requires for the project. Our October remittance has been paid.

ESVBA Wifi Hotspot Report, Nov 2023

ESVBA Sites

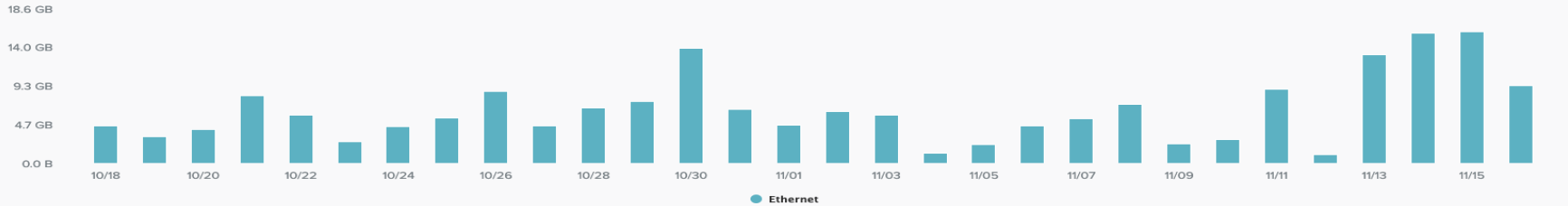
PRODUCT
IBR900

NCOS VERSION
7.22.40

ACCOUNT
Accomack County School Dist. VA

Home GeoView Routers Modems **Data Usage** Health Settings

Summary WAN Client



Router	Ethernet	Wi-Fi as WAN	5G High-Band	5G	LTE	3G	2G	1G	Uncategorized
ESVBA Petit Trailer Park Mappsville	151.0 GB	-	-	-	-	-	-	-	-
ESVBA McComas	25.3 GB	-	-	-	-	-	-	-	-
ESVBA Dreamland 2	15.2 GB	-	-	-	-	-	-	-	-
ESVBA Seaside Trailer Park	689.4 MB	-	-	-	-	-	-	-	-

Average Clients Per Day

8

↓ 33.3%

Total Number of Clients

37

↓ 43.9%

Total Client Usage

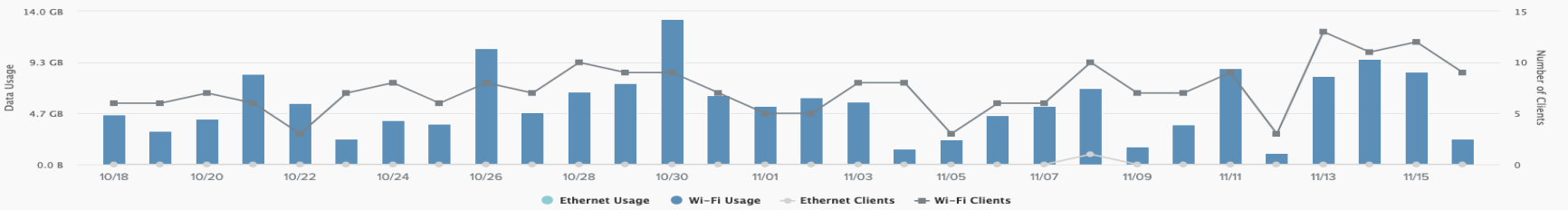
165.8 GB

↓ 49.4%

Average Usage Per Client

4.5 GB

↓ 9.7%



Overview



Total APs

26

Total Traffic

3.071 TB

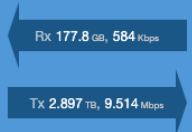
Avg Rate

10.08 Mbps

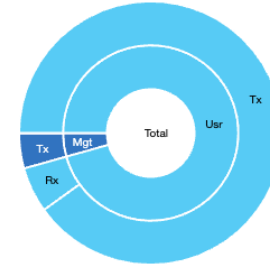


Total Clients

2.243 k



Traffic Distribution

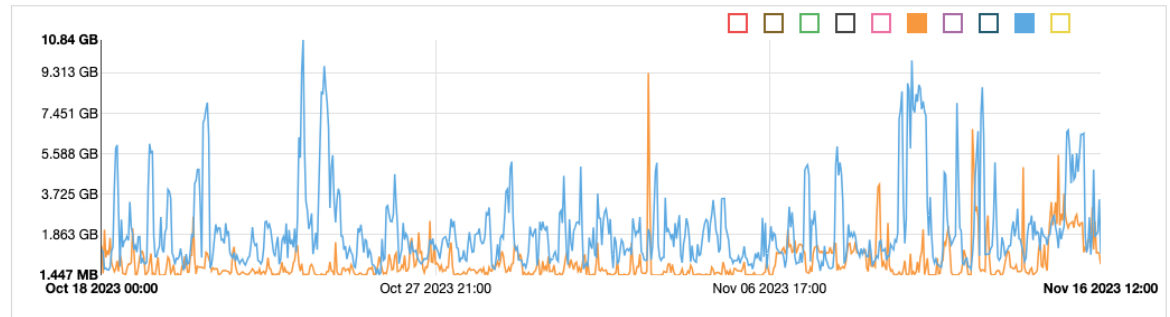
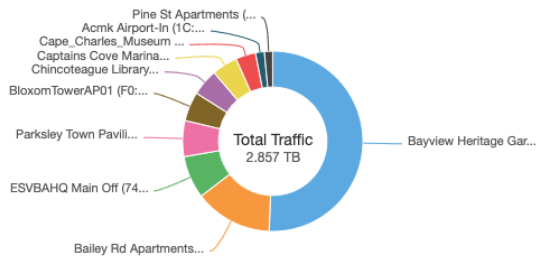


Top APs by Traffic



Total Traffic ▾

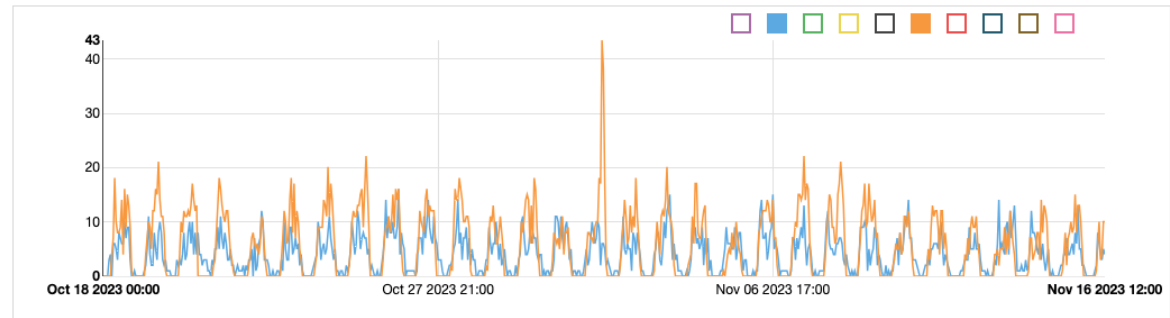
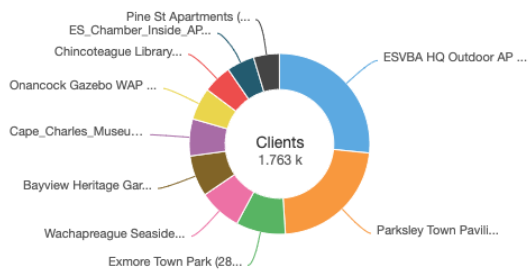
1 hour ▾



Top APs by Client Count



1 hour ▾



**Eastern Shore of Virginia Broadband Authority
Board Balance Sheet
End of Oct 2023**

Financial Row	Amount
ASSETS	
Current Assets	
Bank	
10010 - General Operating Account - BB&T (0720)	\$156,544.58
10020 - Capital Expansion Account - BB&T (0747)	\$687,305.31
10030 - Equipment Accrual - BB&T (0739)	\$544,781.32
10160 - Annual Accrual - BB&T (7622) Savings Acct	\$62,058.20
10165 - Expansion Proceeds BB&T Savings Acct (0070)	\$559,561.39
10180 - Merchant Services - BB&T (8016)	\$88,746.71
10990 - Petty Cash	\$150.00
Total Bank	\$2,099,147.51
Accounts Receivable	
11000 - Accounts Receivable	\$2,059,407.55
11010 - Reserve for Bad Debt	(\$81,035.34)
Total Accounts Receivable	\$1,978,372.21
Other Current Asset	
11800 - Prepaid Items	\$62,400.00
11900 - Undeposited Funds	\$5,787.04
11920 - Customer overpayments	(\$117,140.43)
13100 - Inventory Asset	\$2,257,076.18
15000 - Plant in Service	\$20,592.56
Total Other Current Asset	\$2,228,715.35
Total Current Assets	\$6,306,235.07
Fixed Assets	
14100 - General Furniture Fixtures	\$82,889.15
14199 - Accumulated Depreciation - Furniture	(\$30,830.25)
14200 - Equipment:Computers, Printers, Equip, Software	\$102,386.30
14299 - Accumulated Depreciation - Equipment	(\$216,417.44)
15010 - Physical Plant Structure	\$31,679,250.15
15020 - Physical Plant Electronics	\$4,755,151.26
15040 - Physical Plant Towers	\$178,656.12
15050 - Physical Plant Mobile - (Mobile Carriers & Generators)	\$100,546.32
15060 - Physical Plant Huts	\$187,497.91
15070 - Physical Plant Tools & Equipment	\$47,981.73
15098 - Accumulated Depreciation - Plant In Service	(\$10,564,879.20)
15100 - Physical Plant Network & Software	\$22,281.96
15199 - Accumulated Depreciation - Software	(\$64,303.09)
15200 - Vehicles & Equipment	\$1,044,801.30
15299 - Accumulated Depreciation - Vehicles	(\$410,308.52)
16000 - Railway Easement	\$250,000.00
17000 - Land	\$10,000.00
Total Fixed Assets	\$27,174,703.70
Other Assets	
15001 - GASB 87 leased assets	\$473,948.00
15002 - Accumulated Depreciation-GASB 87 leased assets	(\$55,439.86)
Total Other Assets	\$418,508.14
Total ASSETS	\$33,899,446.91
Liabilities & Equity	
Current Liabilities	
Accounts Payable	
20000 - Accounts Payable	\$137,883.59
20050 - Accrued Interest Payable	\$270.00
Total Accounts Payable	\$138,153.59
Credit Card	

21010 - BB&T Visa 5701 LH	\$1,659.00
21030 - BB&T Visa 5340 RB	\$5,138.88
21040 - BB&T Visa 7215 TE	\$901.73
21060 - BB&T Visa 5625 KB	\$366.19
Total Credit Card	\$8,065.80
Other Current Liability	
20010 - Accrued Purchases	(\$108,330.41)
24010 - Direct Deposit Liabilities:USAC Reimbursements Deposits	\$15,939.67
24050 - USAC Prepaid	(\$39,072.30)
25000 - ESVBA Installation Assistance Program	(\$28,215.00)
26100 - USAC Tax Payable	\$62,176.96
26200 - Va Communications Tax	(\$15,148.17)
Total Other Current Liability	(\$112,649.25)
Total Current Liabilities	\$33,570.14
Long Term Liabilities	
27500 - BB&T Loan for Expansion	\$3,261,000.00
27700 - GASB 87 lease liability	\$419,378.29
28000 - Deferred Income	\$273,211.08
Total Long Term Liabilities	\$3,953,589.37
Equity	
Retained Earnings	\$26,181,921.78
Net Income	\$3,730,365.62
Total Equity	\$29,912,287.40
Total Liabilities & Equity	\$33,899,446.91

Eastern Shore of Virginia Broadband Authority
Board Income Statement
Sep 2023, Oct 2023

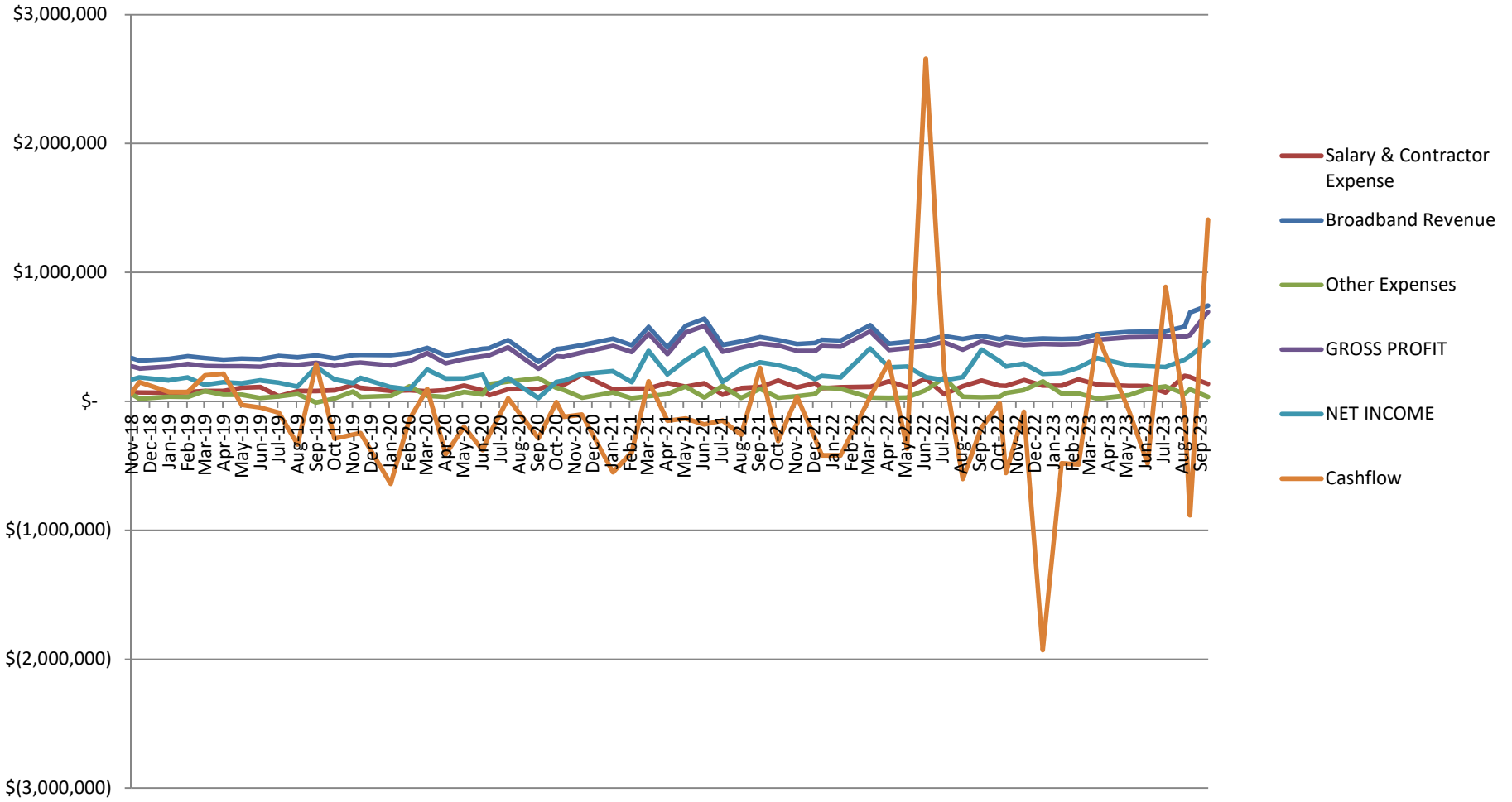
Financial Row	Sep 2023 Amount	Oct 2023 Amount	Total Amount
Income			
40000 - Broadband Income			
Education Income	\$29,671	\$29,671	\$59,342
Enterprise Income	\$46,851	\$46,240	\$93,091
Government Income	\$10,667	\$10,671	\$21,338
Medical Income	\$12,847	\$12,847	\$25,694
Other Income	\$0	\$2,627	\$2,627
Residential Income	\$245,713	\$244,823	\$490,536
Wholesale Income	\$170,319	\$170,319	\$340,638
Total - 40000 - Broadband Income	\$516,067	\$517,198	\$1,033,265
40900 - Installation Income			
Enterprise Income	\$0	\$250	\$250
Government Income	\$250	\$250	\$500
Residential Income	\$49,550	\$61,025	\$110,575
Wholesale Income	\$2,276	\$1,051	\$3,327
Total - 40900 - Installation Income	\$52,076	\$62,576	\$114,652
46400 - Other Income			
Other Income	\$8,460	\$0	\$8,460
Wholesale Income	\$150	\$150	\$300
Total - 46400 - Other Income	\$8,610	\$150	\$8,760
46410 - Grant Reimbursement			
Other Income	\$0	\$1,053,516	\$1,053,516
Total - 46410 - Grant Reimbursement	\$0	\$1,053,516	\$1,053,516
46460 - Interest Income			
- No Vertical -	\$0	\$0	\$0
Other Income	\$1,565	\$2,321	\$3,886
Total - 46460 - Interest Income	\$1,565	\$2,321	\$3,886
Total - Income	\$578,318	\$1,635,761	\$2,214,079
Cost Of Sales			
50100 - Cost of Goods Sold:Internet Access	\$6,703	\$6,632	\$13,335
50300 - Cost of Goods Sold:3rd Party Dark service	\$27,502	\$27,502	\$55,004
50400 - Cost of Goods Sold:Utility Locates	\$562	\$547	\$1,109
50500 - Cost of Goods Sold:Pole Attachments	\$0	\$374	\$374
50600 - Cost of Goods Sold:3rd Party Transport	\$3,899	\$3,830	\$7,729
51010 - Cost of Goods Sold:Collocation/Hut Expense:Utilities	\$4,230	\$4,095	\$8,325
51020 - Cost of Goods Sold:Collocation/Hut Expense:Phone, Communic.	\$150	\$150	\$299
51030 - Cost of Goods Sold:Collocation/Hut Expense:Fuel	\$709	\$53	\$762
51090 - Cost of Goods Sold:Collocation/Hut Expense:Maintenance	\$0	\$1,556	\$1,556
Total - Cost Of Sales	\$43,756	\$44,737	\$88,493
Gross Profit	\$534,562	\$1,591,024	\$2,125,586
Expense			
61200 - Payroll Expenses:Wages & Benefits	\$189,174	\$0	\$189,174
63200 - Travel and Meetings:Mileage/Tolls Reimbursement	\$926	\$518	\$1,443
63400 - Travel and Meetings:Meals & Entertainment	\$898	\$0	\$898
63500 - Travel and Meetings:Other Travel	\$473	\$0	\$473
64100 - Advertising Expenses	\$0	\$2,250	\$2,250
64200 - Bank Charges & Fees	\$4,111	\$4,178	\$8,289
64280 - VATI Grant FY22 Special Construction	\$35,550	\$38,050	\$73,600
64320 - Dumpster/Trash Removal	\$213	\$239	\$452
64350 - Interest Expense	\$44	\$0	\$44
64370 - Janitorial Services	\$615	\$640	\$1,255
64400 - Office Supplies & Expense	\$4,611	\$1,256	\$5,867
64420 - Printing and Copying	\$98	\$49	\$147
64450 - Postage, Mailing & Shipping	\$95	\$315	\$410
64460 - Office IT Hardware/Software	\$346	\$797	\$1,142

64470 - Office Maintenance & Repair	\$100	\$0	\$100
64480 - Rent or Lease Payments	\$2,550	\$0	\$2,550
64490 - Office Utilities	\$79	\$0	\$79
64700 - Taxes	\$274	\$0	\$274
64750 - Telephone & Telecommunications	\$577	\$588	\$1,165
64760 - Mobile Phones	\$60	\$40	\$100
67300 - Vehicle Fuel	\$1,780	\$3,377	\$5,156
67400 - Vehicle & Equip Maintenance & Repair Expenses	\$3,849	\$907	\$4,756
68200 - Physical Plant Permits & Fees	\$1,400	\$0	\$1,400
68300 - Physical Plant Repairs	-\$3,281	\$438	-\$2,843
68400 - Physical Plant Tools & Safety Equipment	\$0	\$329	\$329
68500 - Physical Plant Shipping Freight & Delivery	\$2,511	\$2,788	\$5,299
Total - Expense	\$247,053	\$56,756	\$303,809
Net Income	\$287,509	\$1,534,268	\$1,821,777

**Eastern Shore of Virginia Broadband Authority
Board Cash Flow Statement
Sep 2023, Oct 2023**

Financial Row	Sep 2023 Amount	Oct 2023 Amount
Operating Activities		
Net Income	\$287,509.21	\$1,534,267.61
Adjustments to Net Income		
Accounts Receivable	(\$22,236.95)	(\$1,066,441.68)
Inventory Asset	\$4,212.91	\$202,376.29
Accounts Payable	\$44,430.16	(\$518,901.34)
Sales Tax Payable	(\$7,141.17)	\$6,733.72
Other Current Liabilities	(\$28,562.73)	(\$41,013.93)
Total Adjustments to Net Income	(\$9,297.78)	(\$1,417,246.94)
Total Operating Activities	\$278,211.43	\$117,020.67
Investing Activities		
Fixed Asset	(\$431,113.67)	(\$766,418.01)
Total Investing Activities	(\$431,113.67)	(\$766,418.01)
Financing Activities		
Long Term Liabilities	(\$1,050.76)	(\$1,050.76)
Total Financing Activities	(\$1,050.76)	(\$1,050.76)
Net Change in Cash for Period	(\$153,953.00)	(\$650,448.10)
Cash at Beginning of Period	\$2,909,335.65	\$2,755,382.65
Cash at End of Period	\$2,755,382.65	\$2,104,934.55

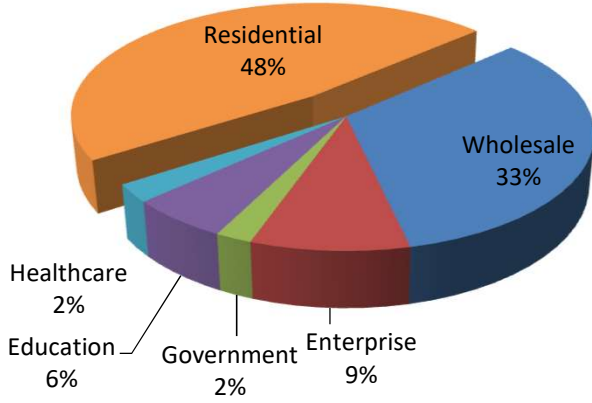
Nov '18 to Oct '23 Financials



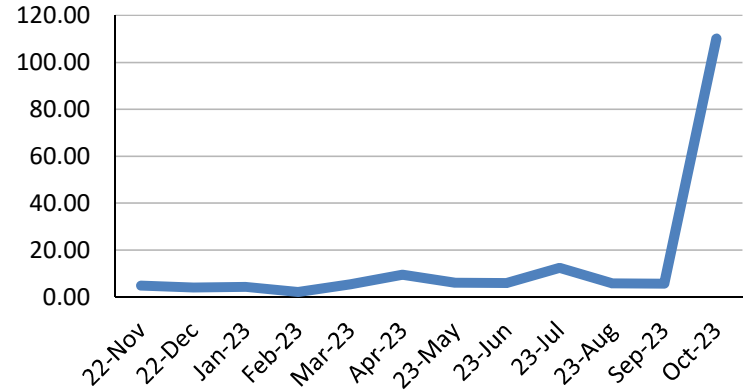
ESVBA Dashboard - Nov 2023

Financial Data

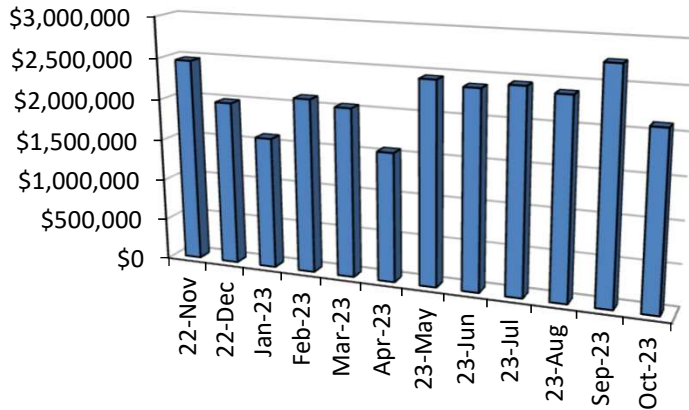
Revenue by Sector as of October 2023



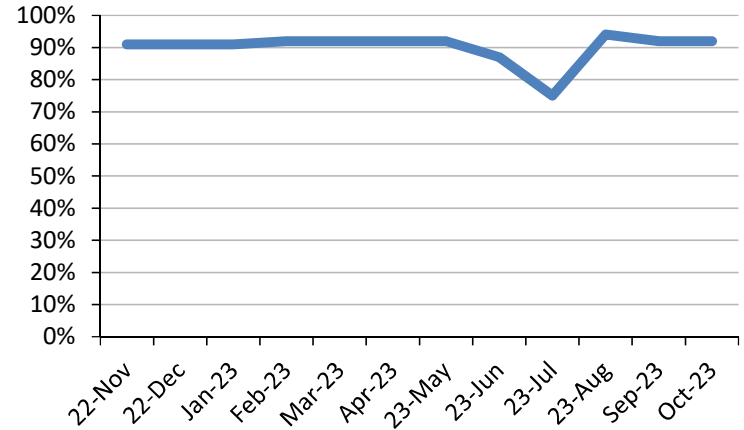
Quick Ratio



Cash & Cash Equivalents

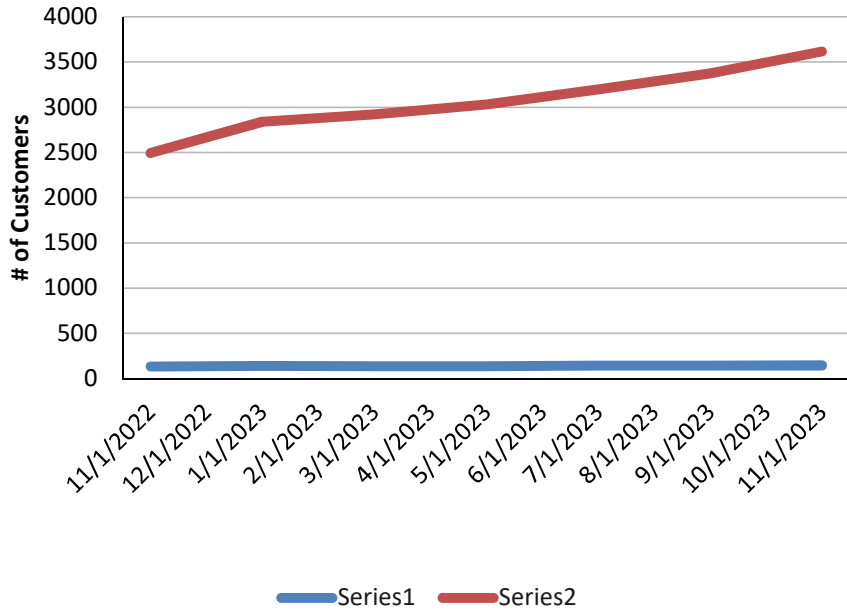


GROSS PROFIT MARGIN

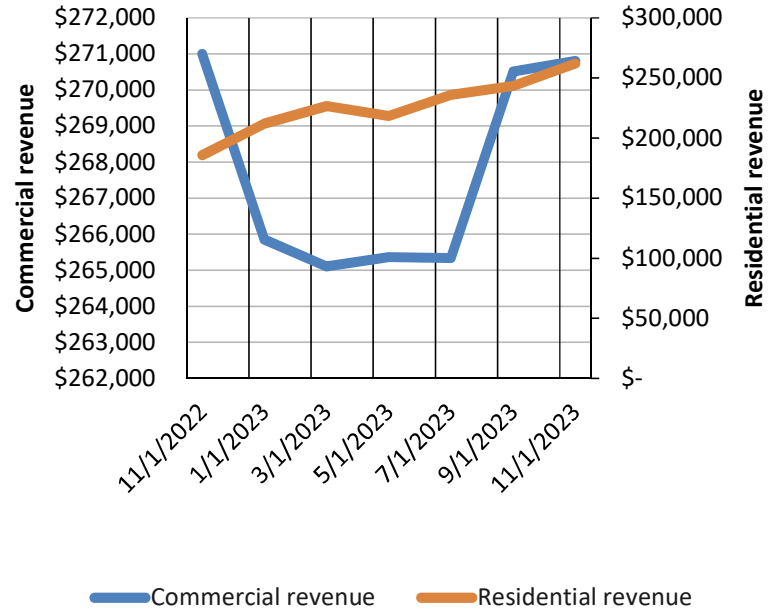


Customer Base

Customer Mix



Commercial vs. Residential Revenues



2024


January-20						
Su	Mo	Tu	We	Th	Fr	Sa
	1	2	3	4	5	6
7	8	9	10	11	12	13
14	15	16	17	18	19	20
21	22	23	24	25	26	27
28	29	30	31			

26 JAN: Normal BoD Meeting

February-20						
Su	Mo	Tu	We	Th	Fr	Sa
				1	2	3
4	5	6	7	8	9	10
11	12	13	14	15	16	17
18	19	20	21	22	23	24
25	26	27	28	29		

March-20						
Su	Mo	Tu	We	Th	Fr	Sa
					1	2
3	4	5	6	7	8	9
10	11	12	13	14	15	16
17	18	19	20	21	22	23
24	25	26	27	28	29	30
31						

23 MAR: Normal BoD Meeting



 Proposed Board Meeting

April-20						
Su	Mo	Tu	We	Th	Fr	Sa
	1	2	3	4	5	6
7	8	9	10	11	12	13
14	15	16	17	18	19	20
21	22	23	24	25	26	27
28	29	30				

May-20						
Su	Mo	Tu	We	Th	Fr	Sa
			1	2	3	4
5	6	7	8	9	10	11
12	13	14	15	16	17	18
19	20	21	22	23	24	25
26	27	28	29	30	31	

25 MAY: Normal & Annual BoD Meeting

June-20						
Su	Mo	Tu	We	Th	Fr	Sa
						1
2	3	4	5	6	7	8
9	10	11	12	13	14	15
16	17	18	19	20	21	22
23	24	25	26	27	28	29
30						

 Proposed Board Meeting
 Proposed Annual Meeting


July-20						
Su	Mo	Tu	We	Th	Fr	Sa
	1	2	3	4	5	6
7	8	9	10	11	12	13
14	15	16	17	18	19	20
21	22	23	24	25	26	27
28	29	30	31			

27 JUL: Normal BoD Meeting

August-20						
Su	Mo	Tu	We	Th	Fr	Sa
				1	2	3
4	5	6	7	8	9	10
11	12	13	14	15	16	17
18	19	20	21	22	23	24
25	26	27	28	29	30	31

September-20						
Su	Mo	Tu	We	Th	Fr	Sa
1	2	3	4	5	6	7
8	9	10	11	12	13	14
15	16	17	18	19	20	21
22	23	24	25	26	27	28
29	30					

21 SEP: Normal BoD Meeting

 Proposed Board Meeting

October-20						
Su	Mo	Tu	We	Th	Fr	Sa
		1	2	3	4	5
6	7	8	9	10	11	12
13	14	15	16	17	18	19
20	21	22	23	24	25	26
27	28	29	30	31		

November-20						
Su	Mo	Tu	We	Th	Fr	Sa
					1	2
3	4	5	6	7	8	9
10	11	12	13	14	15	16
17	18	19	20	21	22	23
24	25	26	27	28	29	30

30 NOV: Normal BoD Meeting

December-20						
Su	Mo	Tu	We	Th	Fr	Sa
1	2	3	4	5	6	7
8	9	10	11	12	13	14
15	16	17	18	19	20	21
22	23	24	25	26	27	28
29	30	31				

 Proposed Board Meeting