

**Regular Meeting of the Board of Directors of the
Eastern Shore Broadband Authority
July 27th, 2023
2:00 p.m. at 4174 Lankford Hwy, Exmore, VA 23350**

AGENDA

- 1. Call to Order**
- 2. Agenda Adoption**
- 3. Public Comment**
- 4. Approval of Minutes**
- 5. System Status & Build Report**
- 6. Old Business**
 - a. VATI FY22 Report**
- 7. Treasurers Report**
- 8. Board Comments**
- 9. Closed Session**
 - a. Contracted Revenue** (Section 2.2-3711 Paragraph 33) ⁽¹⁾
 - b. Personnel Discussion** (Section 2.2-3711 Paragraph 1) ⁽¹⁾
 - c. Personnel Discussion** (Section 2.2-3711 Paragraph 1) ⁽¹⁾
 - d. Personnel Discussion** (Section 2.2-3711 Paragraph 1) ⁽¹⁾
- 10. Adjournment**

Next Board Regular Meeting: September 21st, 2023

1. Closed Session: Section 2.2-3711 of the Code of Virginia of 1950, as amended; (A) Paragraph 1. Discussion, consideration, or interviews of prospective candidates for employment; assignment, appointment, promotion, performance, demotion, salaries, disciplining, or resignation of specific public officers, appointees, or employees of any public body.

2. Closed Session: Section 2.2-3711 of the Code of Virginia of 1950, as amended; Paragraph 33: Discussion or consideration by a local authority created in accordance with the Virginia Wireless Service Authorities Act (§ 15.2-5431.1 et seq.) of confidential proprietary records and trade secrets excluded from this chapter pursuant to subdivision 19 of § 2.2-3705.6.

MINUTES

Annual Meeting of the Board of Directors of the Eastern Shore of Virginia Broadband Authority

May 25, 2023

Board members in attendance were: Elaine Meil, John Reiter, Charles Kolakowski, Kelvin Pettit, and Mike Mason (remotely attending from South Carolina for personal reasons)

ESVBA management participating in the meeting who were in attendance: Robert Bridgham and Leah Hoopes (Secretary)

Mr. Reiter called the meeting to order at 2:01 pm.

AGENDA ADOPTION

*Ms. Meil moved to adopt the agenda. Mr. Pettit seconded.
Motion passed unopposed.*

PUBLIC COMMENT

None

MOTION

*Ms. Meil motioned to nominate John Reiter to serve as the Chairman of the ESVBA board. Mr. Pettit seconded. Motion passed unopposed.
Mr. Pettit motioned to nominate Elaine Meil as Vice Chairman, Mike Mason as Treasurer, and appoint Leah Hoopes as Secretary. Mr. Kolakowski seconded.
Motion passed unopposed.*

ADJOURNMENT

Ms. Meil Mason moved to adjourn at 2:04pm

These minutes were approved at the _____ meeting of the Board of Directors of ESVBA.

Presiding Officer

Copy teste:

Leah Hoopes, Secretary

MINUTES

Regular Meeting of the Board of Directors of the Eastern Shore of Virginia Broadband Authority

May 25, 2023

Board members in attendance were: Elaine Meil, John Reiter, Charles Kolakowski, Kelvin Pettit, and Mike Mason (remotely attending from South Carolina for personal reasons).

ESVBA management participating in the meeting who were in attendance: Robert Bridgham and Leah Hoopes (Secretary)

Members of the public attending were:

Mr. Reiter called the meeting to order at 2:04 pm.

AGENDA ADOPTION

*Ms. Meil moved to amend the agenda to change 7b to **Review FY24 Budget**. Mr. Kolakowski seconded. Motion passed unopposed.*

PUBLIC COMMENT

None

REVIEW OF MINUTES

Mr. Kolakowski moved to approve the Regular Board Meeting Minutes from March. Ms. Meil seconded. Motion passed unopposed.

SYSTEM STATUS & BUILD REPORT

1. WiFi Hotspots- There are currently 27 of the 28 hotspots in service. Ebenezer Church is still offline.
2. Residential Broadband- Mr. Bridgham reported that the Authority has 3030 active residential customers. He stated that

- there are 71 customers in service in Harborton, 35 in Bobtown, 174 in Church Neck, 68 in Sanford, 43 on Cheapside, 4 on Cobbs Station, 106 in Accomac, 8 in Townsend, 263 in Greenbackville, 70 in Atlantic, 86 in Wattsville/Horntown, 88 in Oak Hall, 112 in Hallwood, 78 in Painter/Quinby, 109 in Eastville, 119 in Nassawadox, 8 in Oyster, 289 in Exmore, 104 in Belle Haven, 42 in Cheriton, 45 in Wachapreague, 427 in Onancock, 314 in Cape Charles, 178 in Parksley, 4 in Nocks Landing, 41 in Saxis, 22 on Chincoteague, and 122 on Tangier.
3. WISP EVPL Program- Mr. Bridgham informed the BOD that there are still 59 sites are in service.
 4. Microcommunity Program- There are 42 communities that are in service.
 5. ACP Program- The program had 122 subscribers in the month of May.
 6. Assistance Programs- Mr. Bridgham presented a report showing details for all of the assistance programs.

OLD BUSINESS

- a. VATI FY22 Report – Mr. Bridgham provided a report for the board on the VATI update. He stated that 3 of the 5 sections of Captains Cove are complete.
- b. LOC Resolution – Mr. Pettit motioned to adopt the resolution for the line of credit. Ms. Meil seconded. After discussion, motion passed unopposed.

NEW BUSINESS

- a. Staff Compensation Review- Mr. Bridgham suggested that the compensation plan get shifted up 6% to help cover the cost of living.
Mr. Kolakowski motioned to increase staff compensation by 6%. Ms. Meil seconded. After discussion, motion was tabled. Ms. Meil motioned to take the discussion off the table. Mr. Kolakowski seconded. Motion passed. AYE:4 NAY:1
- b. Review FY24 Budget- Mr. Bridgham gave an overview of the FY24 budget changes to the board.
Mr. Mason motioned to approve the FY24 budget, with an added line for the LOC charges. Mr. Kolakowski seconded. After discussion, motion passed unopposed.

TREASURER'S REPORT

None

BOARD COMMENTS

None

Ms. Meil motioned to amend the agenda to remove the Closed Session. Mr. Kolakowski seconded. Motion passed unopposed.

ADJOURNMENT


The meeting was adjourned at 3:25pm.

These minutes were approved at the _____ meeting of the Board of Directors of ESVBA.

Presiding Officer

Copy teste:

Leah Hoopes, Secretary



Status Report July 2023

Status Report Topics

1. WiFi Hotspots
2. Residential Broadband
3. WISP EVPL Program
4. Microcommunity Program
5. USDA Bailey Neck & Mt. Nebo CDF
6. Assistance Programs

WiFi Hotspots

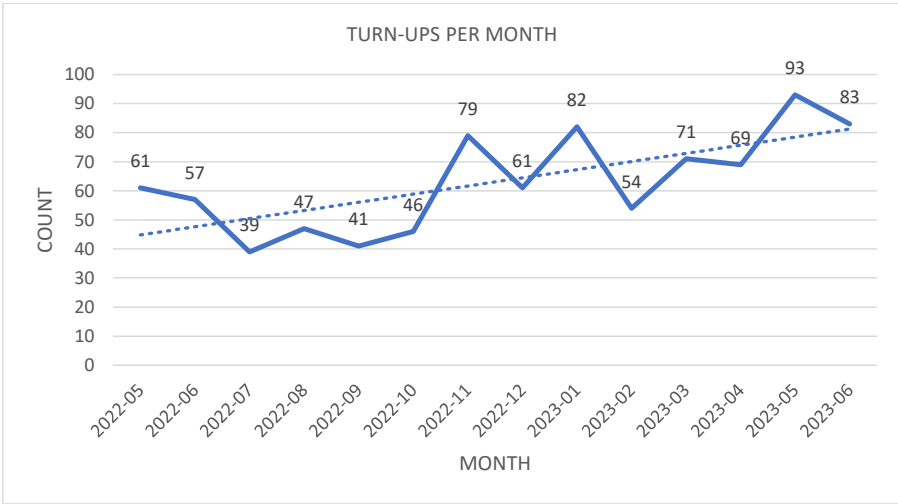
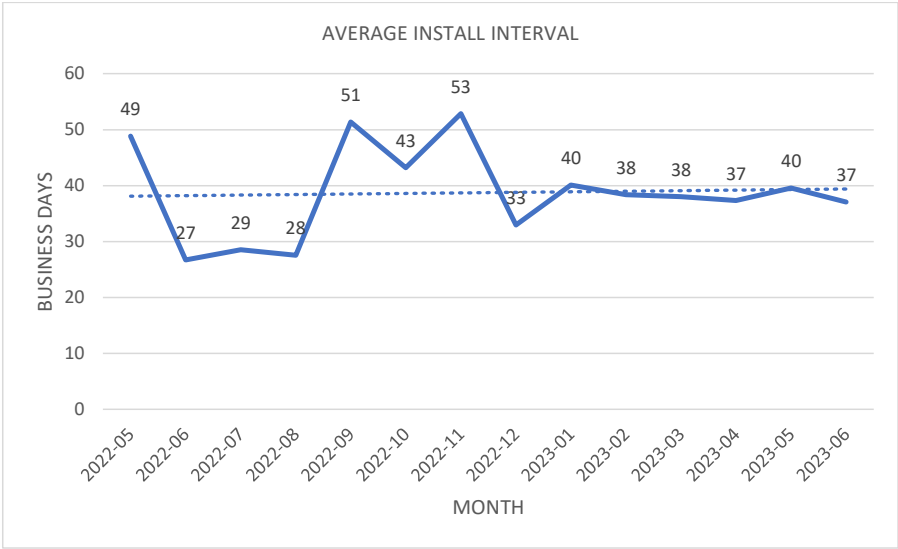
- 27 of 28 WiFi Hotspots online. Ebenezer Church is still offline without any point of contact to repair the downed node.

Residential Broadband

Residential Report as of 7/25/2023

Area	Date Opened	# of Servicable Homes (5/15/23)	Number of Active Circuits	% Active Customers	Number of Signed customers pending construction	% Signed awaiting install	Combined Take Rate (active + signed)	Number of customers with contracts	% Awaiting cust signature
Harborton	Nov-16	284	75	26.41%	4	1.41%	27.82%	3	1.06%
Bobtown/Pungoteague/Keller	Mar-17	1048	35	3.34%	0	0.00%	3.34%	1	0.10%
Church Neck	Mar-17	352	181	51.42%	10	2.84%	54.26%	3	0.85%
Sanford	Dec-17	481	67	13.93%	3	0.62%	14.55%	0	0.00%
Cheapside	Dec-17	467	44	9.42%	0	0.00%	9.42%	2	0.43%
Cobbs Station	Dec-17	150	4	2.67%	0	0.00%	2.67%	0	0.00%
Accomac	Dec-17	736	107	14.54%	0	0.00%	14.54%	1	0.14%
Townsend/Latimer Siding	Jan-18	337	9	2.67%	0	0.00%	2.67%	0	0.00%
Greenbackville	Jan-18	891	331	37.15%	87	9.76%	46.91%	14	1.57%
Atlantic	Mar-18	475	73	15.37%	4	0.84%	16.21%	0	0.00%
Wattsville-Horntown	Mar-18	523	83	15.87%	1	0.19%	16.06%	0	0.00%
Oak Hall	May-18	454	103	22.69%	10	2.20%	24.89%	2	0.44%
Hallwood	May-18	1183	114	9.64%	1	0.08%	9.72%	3	0.25%
Quinby/Painter	Jun-18	528	82	15.53%	2	0.38%	15.91%	1	0.19%
Eastville	Jun-18	618	111	17.96%	1	0.16%	18.12%	2	0.32%
Nassawadox	Aug-18	710	123	17.32%	5	0.70%	18.03%	3	0.42%
Oyster	Aug-18	84	8	9.52%	0	0.00%	9.52%	0	0.00%
Exmore	Sep-18	1816	297	16.35%	10	0.55%	16.91%	8	0.44%
Belle Haven	Sep-18	775	105	13.55%	7	0.90%	14.45%	2	0.26%
Cheriton	Oct-18	435	42	9.66%	0	0.00%	9.66%	0	0.00%
Wachapreague	Oct-18	305	46	15.08%	0	0.00%	15.08%	1	0.33%
Onancock	Nov-18	2174	434	19.96%	7	0.32%	20.29%	5	0.23%
Cape Charles	Nov-18	1232	334	27.11%	36	2.92%	30.03%	6	0.49%
Parksley	Jan-19	1576	183	11.61%	5	0.32%	11.93%	2	0.13%
Nocks Landing	Jan-19	168	4	2.38%	0	0.00%	2.38%	0	0.00%
Chincoteague	Jan-19	5109	27	0.53%	7	0.14%	0.67%	0	0.00%
Saxis	May-20	249	43	17.27%	3	1.20%	18.47%	0	0.00%
Tangier	May-21	338	133	39.35%	3	0.89%	40.24%	7	2.07%

Totals: 23,498 3,198 206 66



WISP EVPL Program

- Fifty-nine (59) sites in service and operational!

Microcommunity Program

- There now 42 microcommunities in-service and operational. No current micros are pending.

USDA Bailey Neck & Mt. Nebo CDF

- The ESVBA is in receipt of the required documents to compile and provide back to USDA for the grant.
- We are completing our final trainings and access to complete all questionnaires to complete initial documents. All initial filings are due to USDA by 9/30/2023

Assistance Programs

ESVBA Assistance Programs Report

July-23

ESVBA Installation Assistance Program (IAP)

Active in 2021 and funded with \$189k

Number of subs enrolled:	81
Total funding from program:	<u>\$ 24,165</u>
Average Assistance / Sub:	<u>\$ 298.33</u>

Accomack Installation Assistance Program (IAP)

Active in 2021 and funded with \$50k

Number of subs enrolled:	0
Total funding from program:	<u>\$ -</u>
Average Assistance / Sub:	<u>\$ -</u>

DHCD Line Extension Cust Assistance Program (LECAP)

Active as of: June 2022

Number of subs enrolled:	3
Total funding from program:	<u>\$ 22,050</u>
Average Assistance / Sub:	<u>\$ 7,350</u>

ESVBA VATI FY22 Special Assistance

Active as of: June 2022 and funded with \$2.44M

Number of subs enrolled:	70
Total funding from program:	<u>\$ 253,020</u>
Average Assistance / Sub:	<u>\$ 3,615</u>

FCC ACP Program

Number of subs enrolled:	123
Previous month's savings	<u>\$ 3,629</u>

Total # of ESVBA Subscribers Assisted:	<u>277</u>
Total Assistive Funding Rendered:	<u>\$ 299,235</u>

ESVBA Wifi Hotspot Report: 27 July 2023

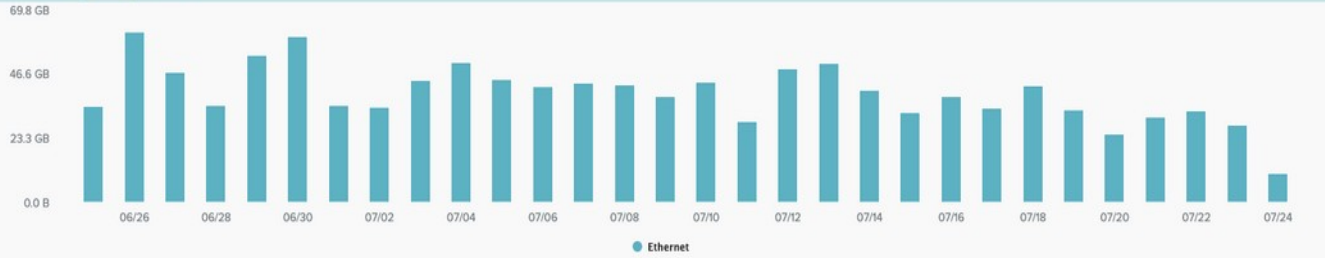
Groups > ESVBA Sites

ESVBA Sites

PRODUCT: IBR900 | NCOS VERSION: 7.22.40 | ACCOUNT: Accomack County School Dist, VA

Home | GeoView | Routers | **Data Usage** | Health | Settings

Summary | **WAN** | Client



Router	Ethernet	Wi-Fi as W
ESVBA McComas	535.1 GB	-
ESVBA Petit Trailer Park Mappsville	401.6 GB	-
ESVBA Dreamland 2 (Too)	114.6 GB	-
ESVBA Johnson CT	79.2 GB	-
ESVBA Seaside Trailer Park	44.6 GB	-
ESVBA AS West Rd	11.5 GB	-

Groups > ESVBA Sites

ESVBA Sites

PRODUCT: IBR900 | NCOS VERSION: 7.22.40 | ACCOUNT: Accomack County School Dist, VA

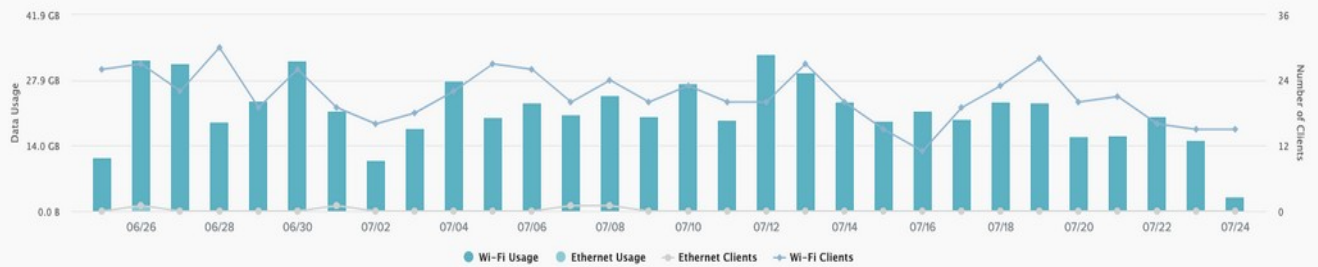
Home | GeoView | Routers | **Data Usage** | Health | Settings

Summary | **WAN** | Client

New Clients Only | Last 30 Days | Filter

Updated: 7/24/23 2:43 PM (UTC) | Settings | Download

Average Clients Per Day	Total Number of Clients	Total Client Usage	Average Usage Per Client
22	110	647.7 GB	5.9 GB
↓ 15.4%	↓ 10.6%	↓ 7.3%	↑ 3.7%



Overview



Total APs
26

Total Traffic
850.6 GB

Avg Rate
2.84 Mbps

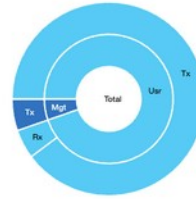
Total Clients
1.349 k

Rx 42.04 GB, 143.7 Mbps

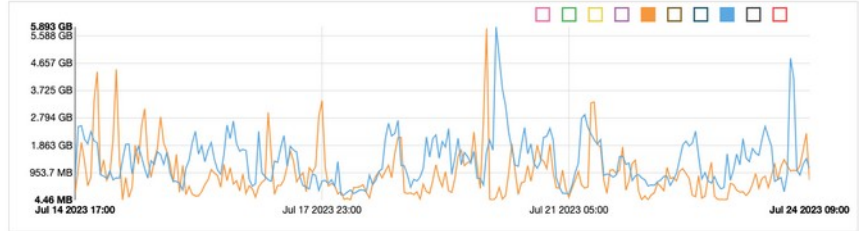
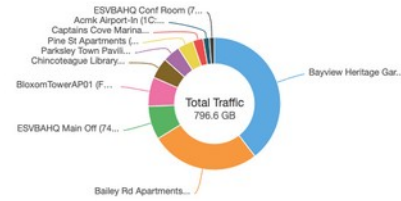
Tx 808.5 GB, 2.7 Mbps



Traffic Distribution



Top APs by Traffic



Top APs by Traffic

These APs consume **93.65 % (796.6 GB)** of the total traffic (850.6 GB).

Index	AP Name	AP IP Address	Rx	Tx	Total Traffic	Clients
1	Bayview Heritage Gardens Out...	10.32.18.66	10.13 GB	304.8 GB	314.9 GB	103
2	Bailey Rd Apartments	10.32.18.46	9.264 GB	203.1 GB	212.4 GB	39
3	ESVBAHQ Main Off	10.32.18.50	5.222 GB	60.08 GB	65.3 GB	59
4	BloxomTowerAP01	10.32.18.35	2.162 GB	54.72 GB	56.88 GB	37
5	Chincoteague Library New	10.32.18.25	3.255 GB	37.04 GB	40.29 GB	89
6	Parksley Town Pavilion	10.32.18.45	1.884 GB	31.9 GB	33.78 GB	210
7	Pine St Apartments	10.32.18.101	3.848 GB	27.01 GB	30.86 GB	58
8	Captains Cove Marina Clubhou...	10.32.18.28	2.059 GB	18.28 GB	20.33 GB	71
9	Acmk Airport-In	10.32.18.17	826.5 MB	11.25 GB	12.08 GB	49
10	ESVBAHQ Conf Room	10.32.18.51	639.5 MB	9.128 GB	9.763 GB	32

Top APs by Client Count

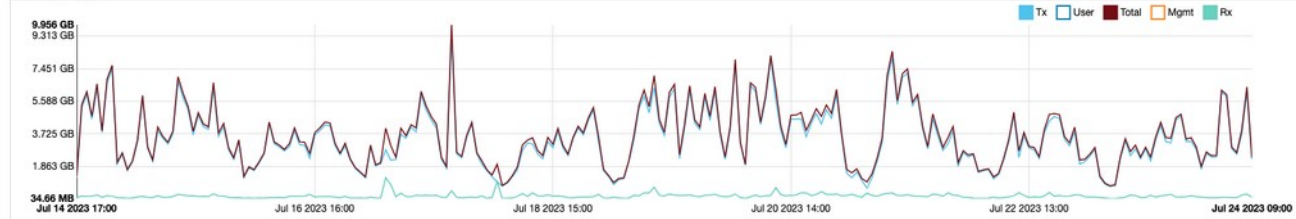
These APs consume **61.43 % (522.5 GB)** of the total traffic (850.6 GB).

Index	AP Name	AP IP Address	Clients	Rx	Tx	Total Traffic
1	ESVBA HQ Outdoor AP	10.32.18.52	343	208.4 MB	2.8 GB	3.003 GB
2	Parksley Town Pavilion	10.32.18.45	210	1.884 GB	31.9 GB	33.78 GB
3	Bayview Heritage Gardens Out...	10.32.18.66	103	10.13 GB	304.8 GB	314.9 GB
4	Chincoteague Library New	10.32.18.25	89	3.255 GB	37.04 GB	40.29 GB
5	Cape_Charies_Museum	10.32.18.69	87	142.4 MB	3.972 GB	4.111 GB
6	Onancock Gazebo WAP	10.32.18.100	73	654.9 MB	5.251 GB	5.891 GB
7	Wachapreague Seaside Park	10.32.18.62	72	349.1 MB	3.836 GB	3.977 GB
8	Captains Cove Marina Clubhou...	10.32.18.28	71	2.059 GB	18.28 GB	20.33 GB
9	ESVBAHQ Main Off	10.32.18.50	59	5.222 GB	60.08 GB	65.3 GB
10	Pine St Apartments	10.32.18.101	58	3.848 GB	27.01 GB	30.86 GB

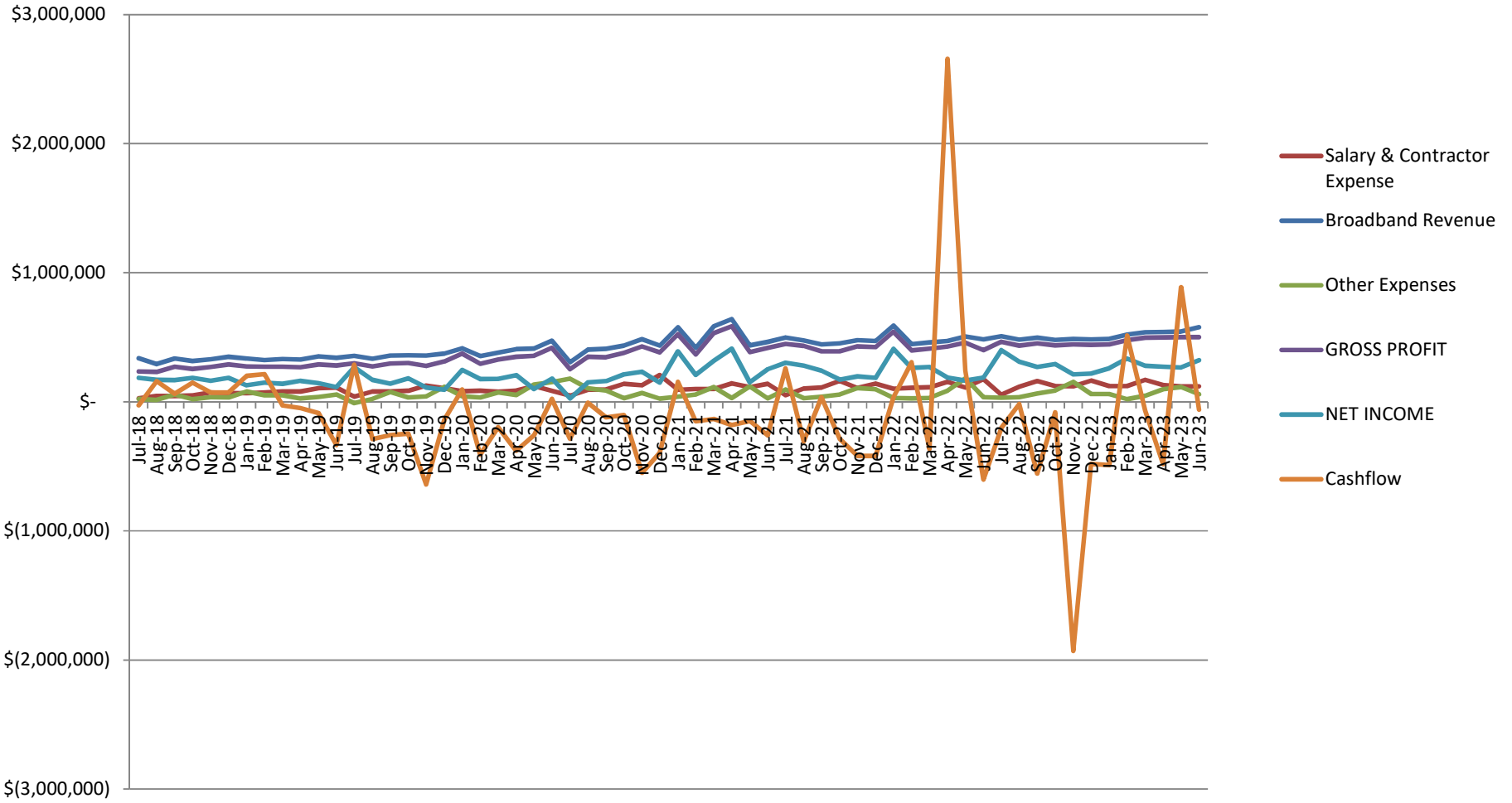
Traffic Trend

Jun 26 2023 - Jul 24 2023 | 1 hour

Traffic by Usage



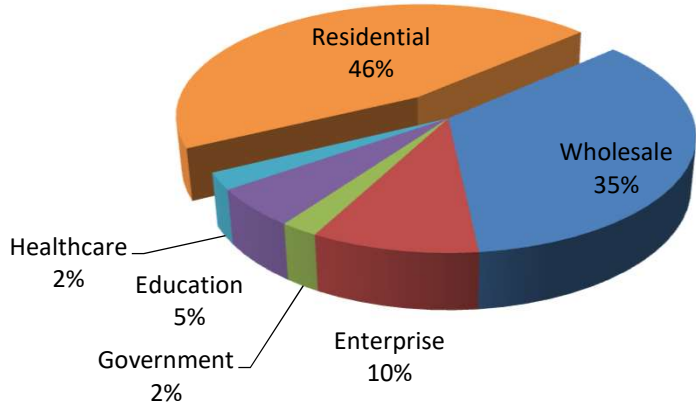
Jul '18 to Jun '23 Financials



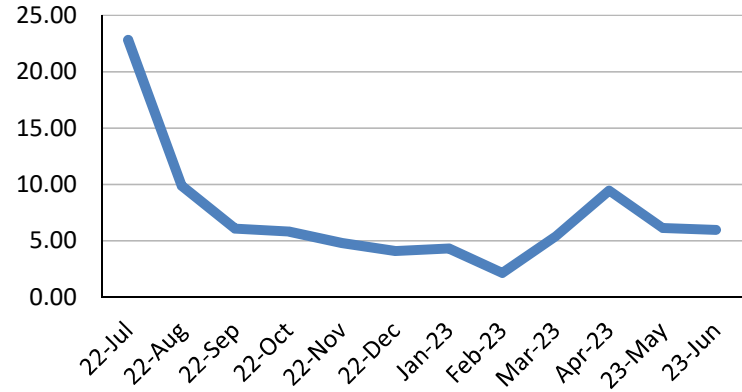
ESVBA Dashboard - July 2023

Financial Data

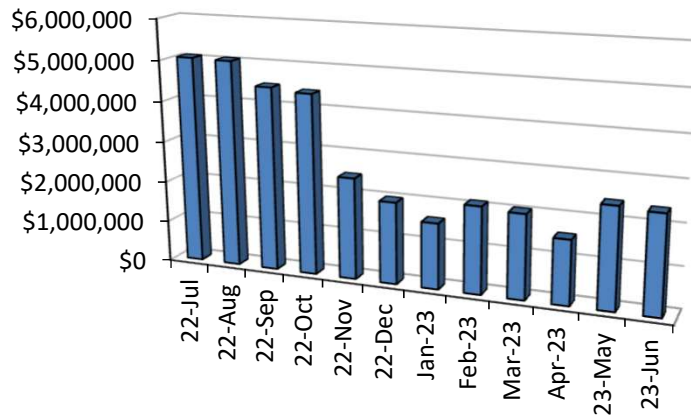
Revenue by Sector as of June 2023



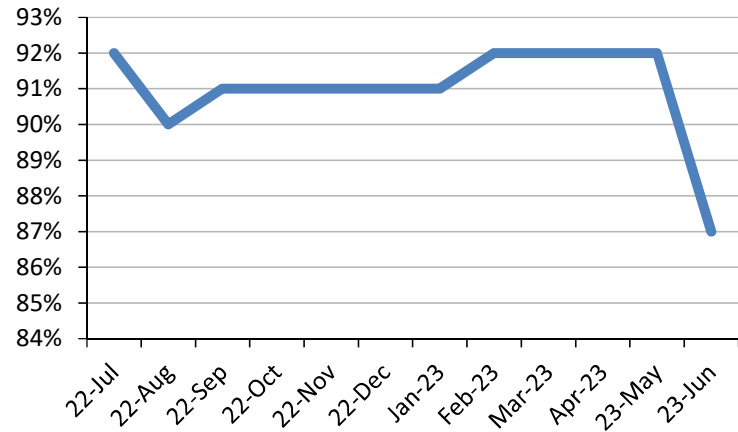
Quick Ratio



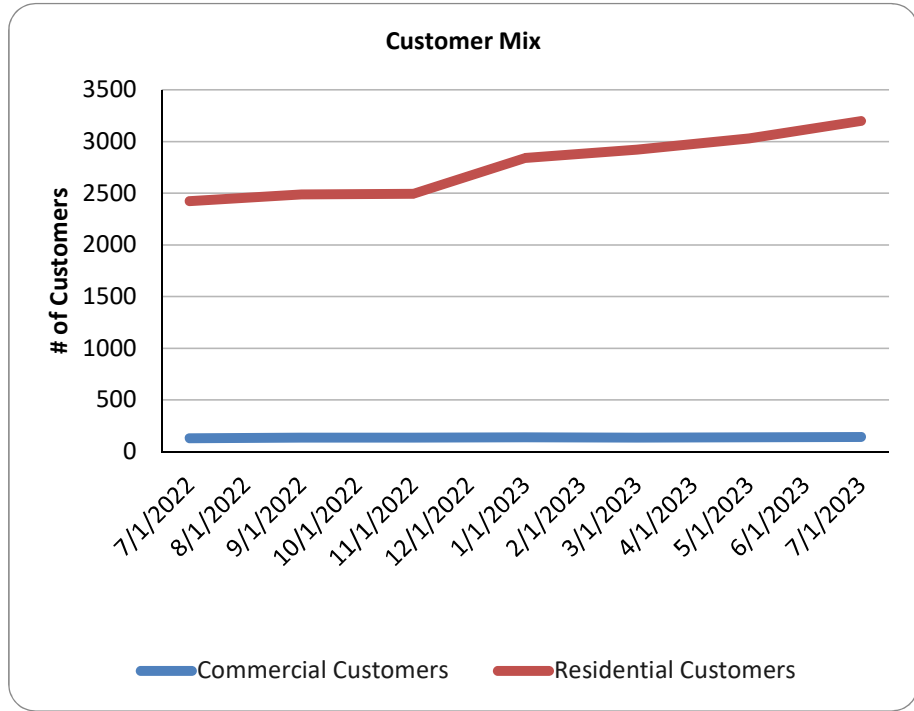
Cash & Cash Equivalents



GROSS PROFIT MARGIN



Customer Base



Eastern Shore of Virginia Broadband Authority
Board Balance Sheet
End of Jun 2023

Financial Row	Amount
ASSETS	
Current Assets	
Bank	
10010 - General Operating Account - BB&T (0720)	\$1,013,634.78
10020 - Capital Expansion Account - BB&T (0747)	\$663,904.17
10030 - Equipment Accrual - BB&T (0739)	\$522,093.99
10160 - Annual Accrual - BB&T (7622) Savings Acct	\$86,312.72
10165 - Expansion Proceeds BB&T Savings Acct (0070)	\$998.89
10180 - Merchant Services - BB&T (8016)	\$93,766.34
10990 - Petty Cash	\$150.00
Total Bank	\$2,380,860.89
Accounts Receivable	
11000 - Accounts Receivable	\$877,954.66
11010 - Reserve for Bad Debt	(\$81,035.34)
Total Accounts Receivable	\$796,919.32
Other Current Asset	
11800 - Prepaid Items	\$62,400.00
11900 - Undeposited Funds	\$3,647.28
11920 - Customer overpayments	(\$117,140.43)
13100 - Inventory Asset	\$2,562,920.35
15000 - Plant in Service	\$20,592.56
Total Other Current Asset	\$2,532,419.76
Total Current Assets	\$5,710,199.97
Fixed Assets	
14100 - General Furniture Fixtures	\$60,828.40
14199 - Accumulated Depreciation - Furniture	(\$30,830.25)
14200 - Equipment:Computers, Printers, Equip, Software	\$91,386.30
14299 - Accumulated Depreciation - Equipment	(\$216,417.44)
15010 - Physical Plant Structure	\$29,454,917.54
15020 - Physical Plant Electronics	\$4,754,152.31
15040 - Physical Plant Towers	\$178,656.12
15050 - Physical Plant Mobile - (Mobile Carriers & Generators)	\$100,546.32
15060 - Physical Plant Huts	\$187,497.91
15070 - Physical Plant Tools & Equipment	\$31,008.62
15098 - Accumulated Depreciation - Plant In Service	(\$10,564,879.20)
15100 - Physical Plant Network & Software	\$22,281.96
15199 - Accumulated Depreciation - Software	(\$64,303.09)
15200 - Vehicles & Equipment	\$1,044,801.30
15299 - Accumulated Depreciation - Vehicles	(\$410,308.52)
16000 - Railway Easement	\$250,000.00
17000 - Land	\$10,000.00
Total Fixed Assets	\$24,899,338.28
Other Assets	
15001 - GASB 87 leased assets	\$473,948.00
15002 - Accumulated Depreciation-GASB 87 leased assets	(\$55,439.86)
Total Other Assets	\$418,508.14
Total ASSETS	\$31,028,046.39

Financial Row	Amount
Liabilities & Equity	
Current Liabilities	
Accounts Payable	
20000 - Accounts Payable	\$795,665.58
20050 - Accrued Interest Payable	\$20,812.00
Total Accounts Payable	\$816,477.58
Credit Card	
21010 - BB&T Visa 5701 LH	\$767.66
21030 - BB&T Visa 5340 RB	\$11,545.66
21040 - BB&T Visa 7215 TE	\$581.66
21060 - BB&T Visa 5625 KB	\$40.00
Total Credit Card	\$12,934.98
Other Current Liability	
20010 - Accrued Purchases	\$13,476.08
24010 - Direct Deposit Liabilities:USAC Reimbursements Deposits	\$17,515.87
24050 - USAC Prepaid	(\$39,072.30)
25000 - ESVBA Installation Assistance Program	(\$23,565.00)
26100 - USAC Tax Payable	\$80,409.97
26200 - Va Communications Tax	(\$15,194.11)
Total Other Current Liability	\$33,570.51
Total Current Liabilities	\$862,983.07
Long Term Liabilities	
27500 - BB&T Loan for Expansion	\$3,261,000.00
27700 - GASB 87 lease liability	\$419,378.29
28000 - Deferred Income	\$277,414.12
Total Long Term Liabilities	\$3,957,792.41
Equity	
Retained Earnings	\$18,888,326.72
Net Income	\$7,318,944.19
Total Equity	\$26,207,270.91
Total Liabilities & Equity	\$31,028,046.39

Eastern Shore of Virginia Broadband Authority
Board Income Statement
May 2023, Jun 2023

Financial Row	May 2023 Amount	Jun 2023 Amount	Total Amount
Income			
40000 - Broadband Income			
Education Income	\$26,191	\$26,191	\$52,382
Enterprise Income	\$45,493	\$46,337	\$91,831
Government Income	\$10,336	\$10,532	\$20,868
Medical Income	\$11,195	\$11,611	\$22,806
Other Income	-\$2,184	\$1,542	-\$642
Residential Income	\$220,905	\$223,393	\$444,297
Wholesale Income	\$171,023	\$171,104	\$342,127
Total - 40000 - Broadband Income	\$482,959	\$490,710	\$973,669
40900 - Installation Income			
Enterprise Income	\$500	\$250	\$750
Government Income	\$0	\$500	\$500
Medical Income	\$0	\$500	\$500
Residential Income	\$58,995	\$85,930	\$144,925
Wholesale Income	\$1,051	\$1,551	\$2,602
Total - 40900 - Installation Income	\$60,546	\$88,731	\$149,277
46400 - Other Income			
Wholesale Income	\$150	\$150	\$300
Total - 46400 - Other Income	\$150	\$150	\$300
46460 - Interest Income			
Other Income	\$1,593	\$1,556	\$3,149
Total - 46460 - Interest Income	\$1,593	\$1,556	\$3,149
46480 - Deferred Revenue			
Other Income	\$0	\$2,227,760	\$2,227,760
Total - 46480 - Deferred Revenue	\$0	\$2,227,760	\$2,227,760
Total - Income	\$545,248	\$2,808,907	\$3,354,155
Cost Of Sales			
50100 - Cost of Goods Sold:Internet Access	\$7,678	\$6,678	\$14,357
50300 - Cost of Goods Sold:3rd Party Dark service	\$27,502	\$27,502	\$55,004
50400 - Cost of Goods Sold:Utility Locates	\$366	\$348	\$714
50500 - Cost of Goods Sold:Pole Attachments	\$0	\$31,916	\$31,916
50600 - Cost of Goods Sold:3rd Party Transport	\$3,899	\$3,899	\$7,798
51010 - Cost of Goods Sold:Collocation/Hut Expense:Utilities	\$3,852	\$4,003	\$7,855
51020 - Cost of Goods Sold:Collocation/Hut Expense:Phone, Communic.	\$150	\$150	\$299
51030 - Cost of Goods Sold:Collocation/Hut Expense:Fuel	\$66	\$61	\$126
51090 - Cost of Goods Sold:Collocation/Hut Expense:Maintenance	\$780	\$2,035	\$2,815
Total - Cost Of Sales	\$44,293	\$76,591	\$120,884
Gross Profit	\$500,955	\$2,732,316	\$3,233,271
Expense			
61200 - Payroll Expenses:Wages & Benefits	\$120,747	\$120,219	\$240,966
63100 - Travel and Meetings:Conference, Convention, Meeting	\$0	\$475	\$475
63200 - Travel and Meetings:Mileage/Tolls Reimbursement	\$261	\$556	\$817
63400 - Travel and Meetings:Meals & Entertainment	\$0	\$109	\$109
63500 - Travel and Meetings:Other Travel	\$0	\$290	\$290
64100 - Advertising Expenses	\$0	\$260	\$260
64200 - Bank Charges & Fees	\$3,585	\$4,074	\$7,658
64250 - Depreciation Expense	\$0	\$1,488,721	\$1,488,721
64280 - VATI Grant FY22 Special Construction	\$33,520	\$56,250	\$89,770
64290 - Line Extension Cust Assistance Program (LECAP)	\$6,200	\$6,700	\$12,900
64300 - Dues, Subscriptions, Books	\$263	\$0	\$263
64320 - Dumpster/Trash Removal	\$226	\$364	\$590
64350 - Interest Expense	\$72,394	\$20,542	\$92,936
64360 - Insurance - Liability, D and O	\$800	\$175	\$975
64370 - Janitorial Services	\$660	\$695	\$1,355

64400 - Office Supplies & Expense	\$1,775	\$148	\$1,923
64420 - Printing and Copying	\$101	\$0	\$101
64450 - Postage, Mailing & Shipping	\$626	\$717	\$1,343
64460 - Office IT Hardware/Software	\$1,301	\$3,519	\$4,819
64470 - Office Maintenance & Repair	\$600	\$480	\$1,080
64480 - Rent or Lease Payments	\$2,550	\$2,550	\$5,100
64490 - Office Utilities	\$0	\$238	\$238
64700 - Taxes	\$216	\$0	\$216
64750 - Telephone & Telecommunications	\$579	\$580	\$1,159
64760 - Mobile Phones	\$80	\$0	\$80
65200 - Professional Services:Legal Fees	\$413	\$537	\$950
67300 - Vehicle Fuel	\$2,894	\$1,829	\$4,723
67400 - Vehicle & Equip Maintenance & Repair Expenses	\$3,181	\$165	\$3,346
68100 - Physical Plant Maintenance/Agreements/Warranties/Software	\$0	\$176	\$176
68200 - Physical Plant Permits & Fees	\$1,707	\$1,716	\$3,423
68300 - Physical Plant Repairs	\$9,811	\$14,123	\$23,934
68330 - Physical Plant/Inventory Disposed Items	\$6,325	\$3,507	\$9,831
68400 - Physical Plant Tools & Safety Equipment	\$281	\$39	\$319
68500 - Physical Plant Shipping Freight & Delivery	\$4,803	\$610	\$5,414
Total - Expense	\$275,899	\$1,730,361	\$2,006,260
Net Income	\$225,056	\$1,001,955	\$1,227,011

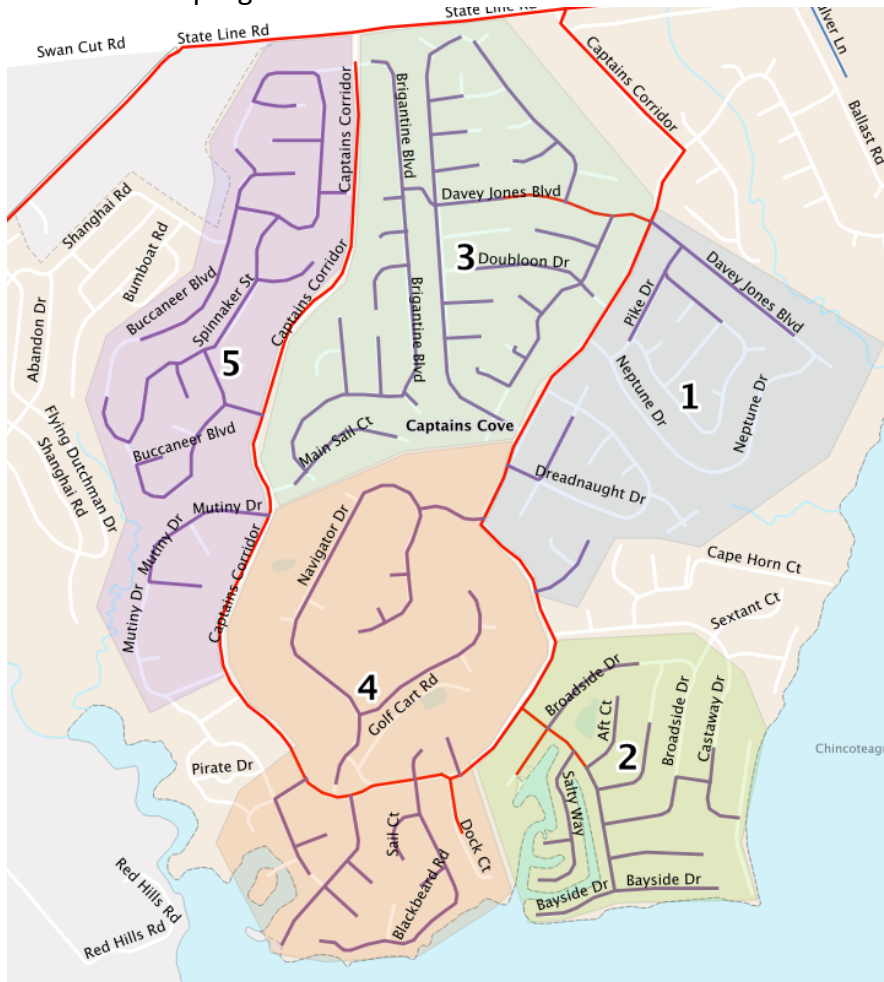
Eastern Shore of Virginia Broadband Authority
Board Cash Flow Statement
May 2023, Jun 2023

Financial Row	May 2023	Jun 2023
	Amount	Amount
Operating Activities		
Net Income	\$225,056.00	\$1,001,954.70
Adjustments to Net Income		
Accounts Receivable	\$1,379,690.57	(\$64,422.04)
Inventory Asset	\$243,957.96	\$60,909.54
Accounts Payable	(\$265.29)	\$288,725.57
Sales Tax Payable	\$2,355.78	\$5,464.41
Other Current Liabilities	(\$80,391.83)	\$88,006.99
Total Adjustments to Net Income	\$1,545,347.19	\$378,684.47
Total Operating Activities	\$1,770,403.19	\$1,380,639.17
Investing Activities		
Fixed Asset	(\$881,191.63)	\$787,825.37
Total Investing Activities	(\$881,191.63)	\$787,825.37
Financing Activities		
Long Term Liabilities	(\$1,050.76)	(\$2,228,810.76)
Total Financing Activities	(\$1,050.76)	(\$2,228,810.76)
Net Change in Cash for Period	\$888,160.80	(\$60,346.22)
Cash at Beginning of Period	\$1,556,693.59	\$2,444,854.39
Cash at End of Period	\$2,444,854.39	\$2,384,508.17

Construction Update

AREA 1- Greenbackville/ Capt Cove

- Section 3-5 backbone is complete
- Section 2 is in progress



Area 2- We have started work down Sign Post Road and awaiting underground near Davis Rd


Area 3- Sanford/Saxis

- All of the original area is placed, pole replacements are done and there are 2 splice points remaining.

Area 4- West Parksley

- Approximately 40% is placed, there are some areas that require ANEC make ready that we are coordinating with ANEC on Savannah and Cattail.

Area 5- Hacksneck/Harbarton



- Area 5 is 100% placed and awaiting splicing on Indian Trail. The remainder is completed.
- Area 6-7: Not started
- Area 8- Occohannock
- Approximately 20% of this area is built and we are already onboarding customers on Occohannock Neck as well as Wardtown Rd.
- Area 9: Permits have been submitted to start
- Area 10- Cape Charles
- Area is 100% placed and awaiting splicing for the last few streets
- Area 11- Seaview
- Area is 100% placed and awaiting splicing for the last few streets
- Area 12- Capeville
- 100% complete
- Area 13- Arlington, Sandhill, Cheapside
- 100% complete
- Area 14- Kiptopeke
- 100% complete

Overall the project is 70% complete build.

Subscriber Update

The ESVBA had constructed 902,995ft (~171miles) of usable fiber in the VATI FY22 area. This footage has provided for coverage of 4,855 (2,912 in Accomack and 1,943 in Northampton) homes that now currently have broadband coverage. In this same area, we currently have 513 active subscribers (408 in Accomack and 211 in Northampton) that are in-service and using the network.

Financial Update

As of July 23, the ESVBA had expended \$5,823,175 in funds that have been remitted to the state. Of that, we have received \$2,917,321 due to a 10% retainage that the state requires for the project. Our July Remittance is still pending DHCD's approval.